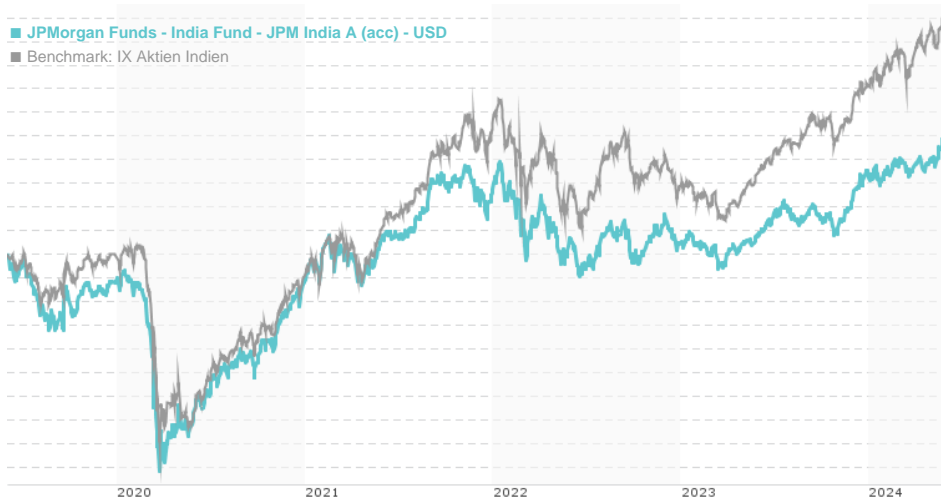


JPMorgan Funds - India Fund - JPM India A (acc) - USD / LU0210527015 / A0DQQN / JPMorgan AM (EU)

Last 05/30/2024 ¹	Country	Branch	Type of yield	Type
42.54 USD	India	Mixed Sectors	reinvestment	Equity Fund

■ JPMorgan Funds - India Fund - JPM India A (acc) - USD
■ Benchmark: IX Aktien Indien



Risk key figures

SRI 1 2 3 4 5 6 7

Mountain-View Funds Rating²EDA³ 70

Yearly Performance

2023	+15.04%
2022	-10.12%
2021	+20.24%
2020	+0.70%
2019	+2.53%

Master data		Conditions		Other figures	
Fund type	Single fund	Issue surcharge	5.00%	Minimum investment	USD 35,000.00
Category	Equity	Planned administr. fee	0.00%	Savings plan	-
Sub category	Mixed Sectors	Deposit fees	0.00%	UCITS / OGAW	Yes
Fund domicile	Luxembourg	Redemption charge	0.50%	Performance fee	0.00%
Tranch volume	(05/30/2024) USD 82.39 mill.	Ongoing charges	-	Redeployment fee	0.00%
Total volume	(05/30/2024) USD 601.48 mill.	Dividends		Investment company	
Launch date	3/29/2005	JPMorgan AM (EU)			
KESr report funds	Yes	PO Box 275, 2012, Luxembourg			
Business year start	01.07.	Luxembourg			
Sustainability type	-	https://www.jpmorganassetmanagement.de			
Fund manager	Amit Mehta, Ayaz Ebrahim, Sandip Patodia				

Performance	1M	6M	YTD	1Y	2Y	3Y	5Y	Since start
Performance	+1.19%	+9.19%	+3.35%	+16.68%	+17.48%	+17.00%	+24.71%	+325.40%
Performance p.a.	-	-	-	+16.63%	+8.38%	+5.37%	+4.51%	+7.84%
Sharpe ratio	1.10	1.43	0.42	1.31	0.40	0.11	0.03	0.17
Volatility	10.61%	10.94%	10.99%	9.86%	11.48%	14.05%	20.98%	24.11%
Worst month	-	-0.74%	-0.74%	-2.83%	-5.78%	-5.78%	-29.54%	-29.54%
Best month	-	6.04%	5.65%	6.04%	6.58%	9.32%	13.42%	31.07%
Maximum loss	-2.30%	-3.58%	-3.58%	-6.47%	-10.57%	-20.22%	-45.64%	-

Distribution permission

Austria, Germany, Switzerland, United Kingdom, Luxembourg

¹ Important note on update status: The displayed date refers exclusively to the calculation of the NAV.

² The Mountain-View Data Fund Rating calculates a comparative ranking for funds using yield, volatility and trend data. For more information visit [MVD Funds Rating](#)

³ Displays the Ethical-Dynamical Ratio calculated according to standard criteria. The maximum value is 100. For more information visit [EDA](#)

JPMorgan Funds - India Fund - JPM India A (acc) - USD / LU0210527015 / A0DQQN / JPMorgan AM (EU)

Investment strategy

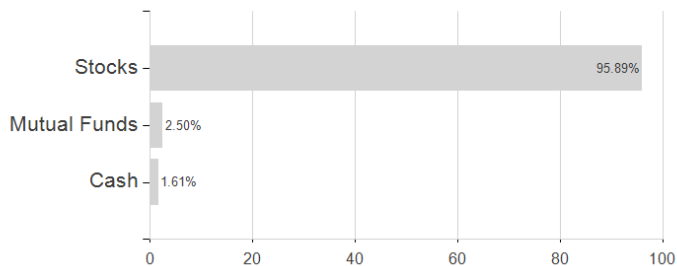
At least 67% of assets invested in equities of companies that are domiciled, or carrying out the main part of their economic activity, in India. The Sub-Fund may also invest in Pakistan, Sri Lanka and Bangladesh. The Sub-Fund may be concentrated in a limited number of securities or sectors from time to time. A Mauritius Subsidiary, wholly-owned by JPMorgan Funds, may be used to facilitate an efficient means of investing.

Investment goal

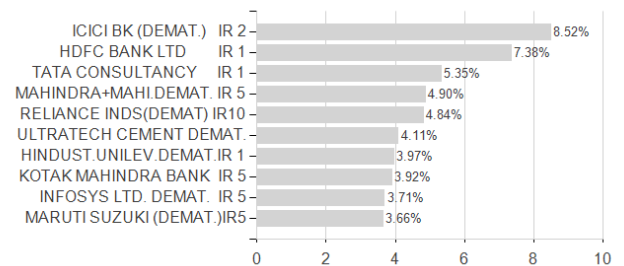
To provide long-term capital growth by investing primarily in Indian companies.

Assessment Structure

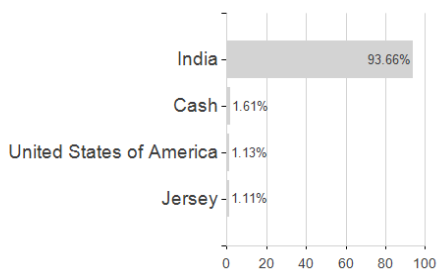
Assets



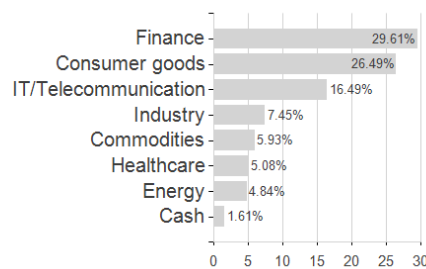
Largest positions



Countries



Branches



Currencies

