

## JPM Europe High Yield Bond A (acc) - EUR / LU0210531470 / A0DQQ8 / JPMorgan AM (EU)

Last 05/16/2024 <sup>1</sup>	Region	Branch	Type of yield	Type
21.68 EUR	Europe	Corporate Bonds	reinvestment	Fixed-Income Fund



### Risk key figures

SRI 1 2 3 4 5 6 7

Mountain-View Funds Rating<sup>2</sup> EDA<sup>3</sup>

72

### Yearly Performance

2023	+11.07%
2022	-10.04%
2021	+2.50%
2020	+1.39%
2019	+9.90%

Master data		Conditions		Other figures	
Fund type	Single fund	Issue surcharge	3.00%	Minimum investment	USD 35,000.00
Category	Bonds	Planned administr. fee	0.00%	Savings plan	-
Sub category	Corporate Bonds	Deposit fees	0.00%	UCITS / OGAW	Yes
Fund domicile	Luxembourg	Redemption charge	0.50%	Performance fee	0.00%
Tranch volume	(05/16/2024) EUR 123.43 mill.	Ongoing charges	-	Redeployment fee	0.00%
Total volume	(05/16/2024) EUR 482.82 mill.	Dividends		Investment company	
Launch date	3/31/2005	JPMorgan AM (EU)			
KESr report funds	Yes	PO Box 275, 2012, Luxembourg			
Business year start	01.07.	Luxembourg			
Sustainability type	-	<a href="https://www.jpmorganassetmanagement.de">https://www.jpmorganassetmanagement.de</a>			
Fund manager	Peter Aspbury, Russell Taylor				

Performance	1M	6M	YTD	1Y	2Y	3Y	5Y	Since start
Performance	+1.11%	+4.68%	+0.58%	+8.34%	+9.82%	+1.62%	+9.40%	+116.80%
Performance p.a.	-	-	-	+8.32%	+4.79%	+0.54%	+1.81%	+4.13%
Sharpe ratio	5.22	1.89	-0.77	1.22	0.17	-0.64	-0.31	0.05
Volatility	2.01%	3.10%	2.91%	3.70%	5.61%	5.12%	6.39%	6.75%
Worst month	-	-0.35%	-0.35%	-0.35%	-7.00%	-7.00%	-11.38%	-23.94%
Best month	-	2.83%	2.83%	2.83%	5.31%	5.31%	6.17%	11.69%
Maximum loss	-0.35%	-1.63%	-1.63%	-1.84%	-7.92%	-15.73%	-21.66%	-

### Distribution permission

Austria, Germany, Switzerland, United Kingdom, Luxembourg

<sup>1</sup> Important note on update status: The displayed date refers exclusively to the calculation of the NAV.

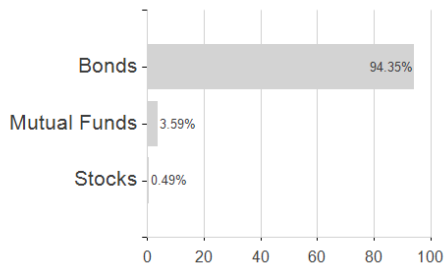
<sup>2</sup> The Mountain-View Data Fund Rating calculates a comparative ranking for funds using yield, volatility and trend data. For more information visit [MVD Funds Rating](#)

<sup>3</sup> Displays the Ethical-Dynamical Ratio calculated according to standard criteria. The maximum value is 100. For more information visit [EDA](#)

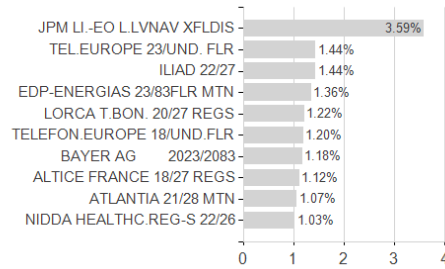
## JPM Europe High Yield Bond A (acc) - EUR / LU0210531470 / A0DQQ8 / JPMorgan AM (EU)

### Assessment Structure

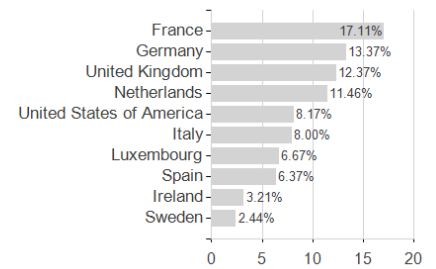
#### Assets



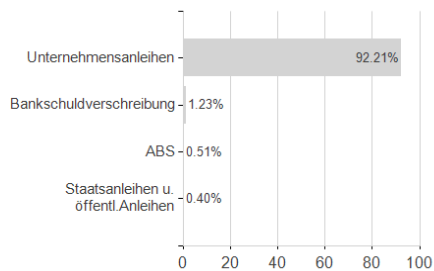
#### Largest positions



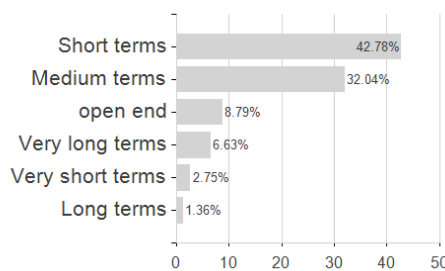
#### Countries



#### Issuer



#### Duration



#### Currencies

