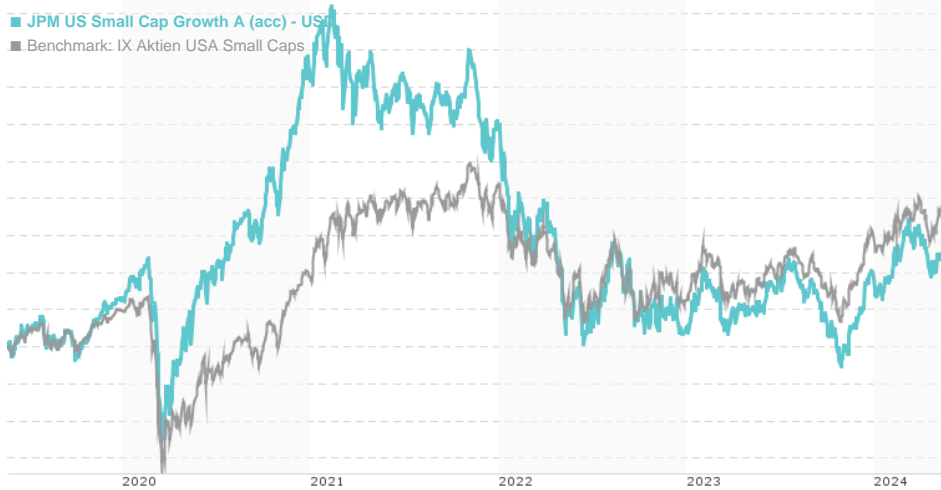


## JPM US Small Cap Growth A (acc) - USD / LU0210535976 / A0DQQ1 / JPMorgan AM (EU)

Last 05/22/2024 <sup>1</sup>	Country	Branch	Type of yield	Type
42.26 USD	United States of America	Mixed Sectors	reinvestment	Equity Fund



## Risk key figures

SRI 1 2 3 4 5 6 7

Mountain-View Funds Rating<sup>2</sup>EDA<sup>3</sup> 71

## Yearly Performance

2023	+14.71%
2022	-34.65%
2021	-6.59%
2020	+51.61%
2019	+36.14%

Master data		Conditions		Other figures	
Fund type	Single fund	Issue surcharge	5.00%	Minimum investment	USD 35,000.00
Category	Equity	Planned administr. fee	0.00%	Savings plan	-
Sub category	Mixed Sectors	Deposit fees	0.00%	UCITS / OGAW	Yes
Fund domicile	Luxembourg	Redemption charge	0.50%	Performance fee	0.00%
Tranch volume	(05/22/2024) USD 111.60 mill.	Ongoing charges	-	Redeployment fee	0.00%
Total volume	(05/22/2024) USD 346.12 mill.	Dividends		Investment company	
Launch date	3/31/2005	JPMorgan AM (EU)			
KESr report funds	Yes	PO Box 275, 2012, Luxembourg			
Business year start	01.07.	Luxembourg			
Sustainability type	-	https://www.jpmorganassetmanagement.de			
Fund manager	Eytan Shapiro, Timothy Parton				

Performance	1M	6M	YTD	1Y	2Y	3Y	5Y	Since start
Performance	+6.42%	+19.62%	+5.26%	+13.06%	+15.75%	-23.16%	+23.75%	+322.60%
Performance p.a.	-	-	-	+13.02%	+7.59%	-8.42%	+4.35%	+7.81%
Sharpe ratio	5.11	1.81	0.47	0.44	0.15	-0.47	0.02	0.17
Volatility	21.39%	21.96%	21.87%	20.82%	24.99%	26.18%	27.90%	24.02%
Worst month	-	-7.58%	-7.58%	-11.45%	-11.45%	-17.31%	-17.31%	-21.04%
Best month	-	12.37%	12.37%	12.37%	12.37%	12.37%	17.34%	17.90%
Maximum loss	-2.46%	-11.40%	-11.40%	-23.33%	-26.03%	-47.30%	-50.53%	-

## Distribution permission

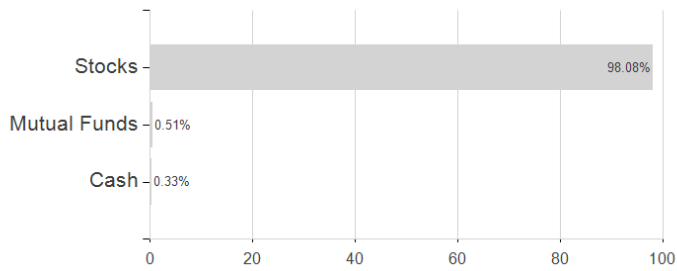
Austria, Germany, Switzerland, United Kingdom

<sup>1</sup> Important note on update status: The displayed date refers exclusively to the calculation of the NAV.<sup>2</sup> The Mountain-View Data Fund Rating calculates a comparative ranking for funds using yield, volatility and trend data. For more information visit [MVD Funds Rating](#)<sup>3</sup> Displays the Ethical-Dynamical Ratio calculated according to standard criteria. The maximum value is 100. For more information visit [EDA](#)

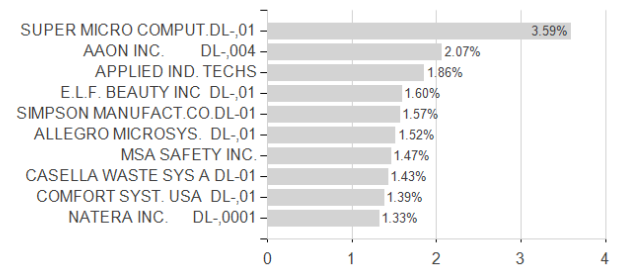
## JPM US Small Cap Growth A (acc) - USD / LU0210535976 / A0DQQ1 / JPMorgan AM (EU)

### Assessment Structure

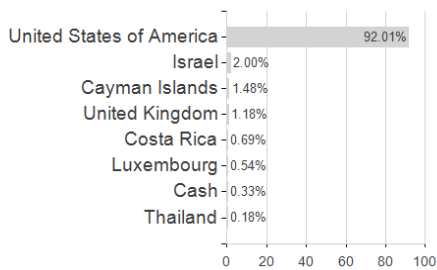
#### Assets



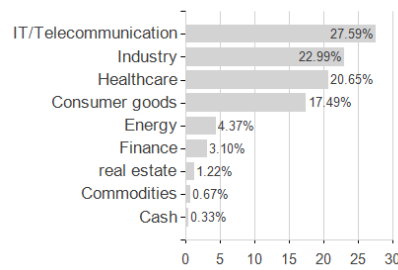
#### Largest positions



#### Countries



#### Branches



#### Currencies

