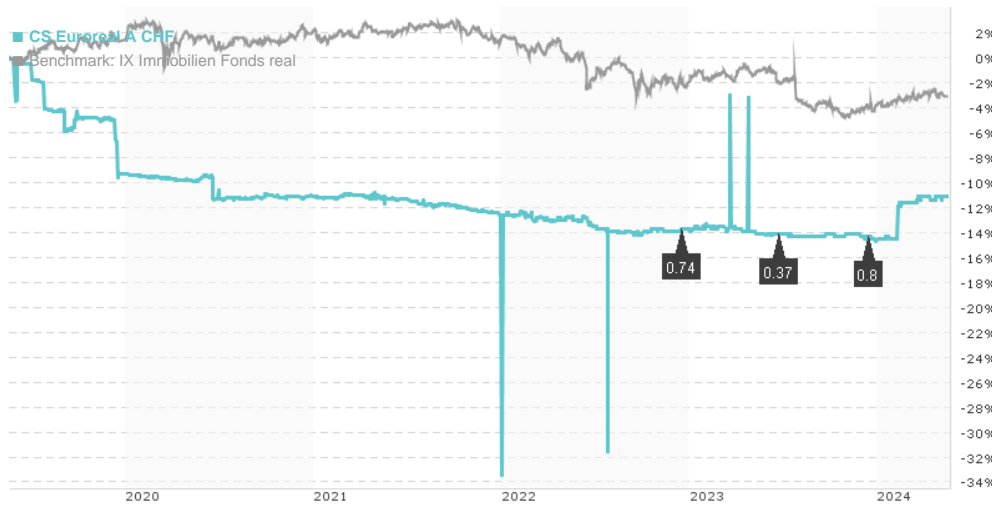


CS Euroreal A CHF / DE0009751404 / 975140 / Commerz Funds Sol.

| Last 05/16/2024 ¹ | Region | Branch | Type of yield | Type |
|------------------------------|--------|---------------------------|-----------------|-----------------------------|
| 3.70 CHF | Europe | Real Estate Fund/Property | paying dividend | Real Estate Investment Fund |



Risk key figures

SRI 1 2 3 4 5 6 7

Mountain-View Funds Rating² EDA³



Yearly Performance

| | |
|------|---------|
| 2023 | -1.20% |
| 2022 | -1.32% |
| 2021 | -1.63% |
| 2020 | -2.05% |
| 2019 | -12.12% |

| Master data | | Conditions | | Other figures | |
|---------------------|---------------------------|------------------------------|----------|--|-------|
| Fund type | Single fund | Issue surcharge | 5.00% | Minimum investment | UNT 0 |
| Category | Real Estate | Planned administr. fee | 0.00% | Savings plan | - |
| Sub category | Real Estate Fund/Property | Deposit fees | 0.03% | UCITS / OGAW | - |
| Fund domicile | Germany | Redemption charge | 0.00% | Performance fee | 0.00% |
| Tranch volume | - | Ongoing charges (09/30/2016) | 0.82% | Redeployment fee | 0.00% |
| Total volume | - | Dividends | | Investment company | |
| Launch date | 10/4/2005 | 14.12.2023 | 0.80 CHF | Commerz Funds Sol. Sonnemannstraße 20, 60314, Frankfurt am Main Germany https://www.commerzbank.de | |
| KESt report funds | No | 23.06.2023 | 0.37 CHF | | |
| Business year start | 01.10. | 16.12.2022 | 0.74 CHF | | |
| Sustainability type | - | 23.06.2022 | 0.68 CHF | | |
| Fund manager | - | 15.12.2021 | 1.75 CHF | | |

| Performance | 1M | 6M | YTD | 1Y | 2Y | 3Y | 5Y | Since start |
|------------------|--------|--------|--------|--------|---------|---------|---------|-------------|
| Performance | +0.27% | +3.40% | +4.23% | +3.40% | +1.94% | -0.04% | -11.12% | -18.04% |
| Performance p.a. | - | - | - | +3.40% | +0.97% | -0.01% | -2.33% | -1.06% |
| Sharpe ratio | -0.30 | 0.69 | 1.57 | -0.13 | -0.12 | -0.13 | -0.27 | -0.41 |
| Volatility | 1.58% | 4.60% | 5.17% | 3.34% | 23.15% | 29.35% | 22.96% | 12.06% |
| Worst month | - | -0.79% | -0.79% | -0.79% | -0.79% | -0.79% | -4.59% | -4.59% |
| Best month | - | 3.37% | 3.37% | 3.37% | 3.37% | 3.37% | 3.37% | 3.37% |
| Maximum loss | -0.27% | -0.79% | -0.28% | -0.79% | -21.61% | -25.16% | -33.46% | - |

Distribution permission

Germany, Switzerland

¹ Important note on update status: The displayed date refers exclusively to the calculation of the NAV.

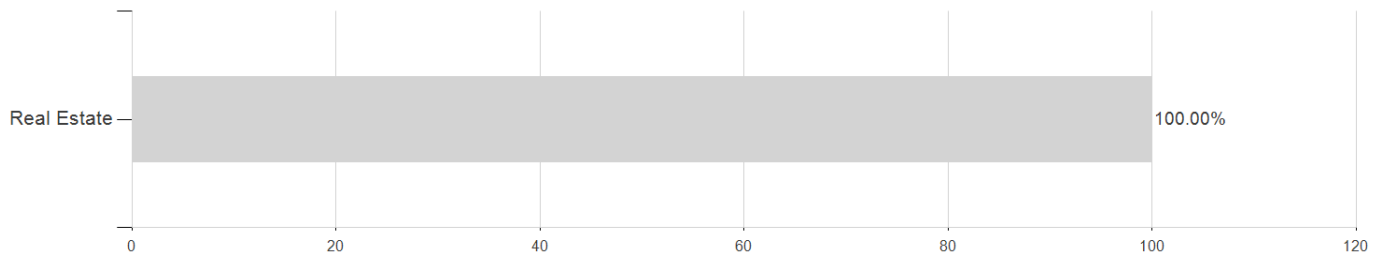
² The Mountain-View Data Fund Rating calculates a comparative ranking for funds using yield, volatility and trend data. For more information visit [MVD Funds Rating](#)

³ Displays the Ethical-Dynamical Ratio calculated according to standard criteria. The maximum value is 100. For more information visit [EDA](#)

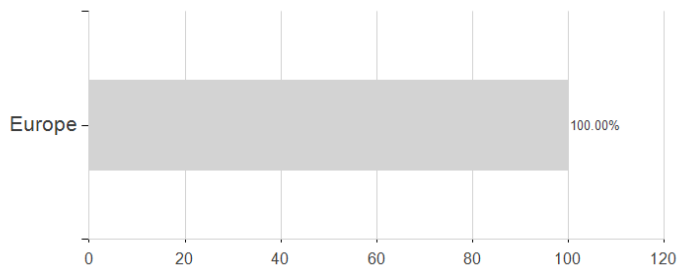
CS Euroreal A CHF / DE0009751404 / 975140 / Commerz Funds Sol.

Assessment Structure

Assets



Countries



Branches

