

DWS Global Growth LD / DE0005152441 / 515244 / DWS Investment GmbH

Last 05/22/2024 ¹	Region	Branch	Type of yield	Type
223.55 EUR	Worldwide	Mixed Sectors	paying dividend	Equity Fund

■ DWS Global Growth LD
■ Benchmark: IX Aktien Welt EUR



Risk key figures

SRI 1 2 3 4 5 6 7

Mountain-View Funds Rating²EDA³

▲ ▲ ▲ ▲ ▲ ▲

75

Yearly Performance

2023	+27.45%
2022	-23.20%
2021	+24.21%
2020	+16.94%
2019	+36.37%

Master data		Conditions		Other figures	
Fund type	Single fund	Issue surcharge	5.00%	Minimum investment	UNT 0
Category	Equity	Planned administr. fee	0.00%	Savings plan	Yes
Sub category	Mixed Sectors	Deposit fees	0.00%	UCITS / OGAW	Yes
Fund domicile	Germany	Redemption charge	0.00%	Performance fee	0.00%
Tranch volume	(05/22/2024) EUR 1,178.71 mill.	Ongoing charges	-	Redeployment fee	0.00%
Total volume	(03/28/2024) EUR 1,177.27 mill.	Dividends		Investment company	
Launch date	11/14/2005	24.11.2023	0.15 EUR	DWS Investment GmbH Mainzer Landstraße 11-17, 60329, Frankfurt am Main Germany https://www.dws.de	
KESt report funds	Yes	25.11.2022	0.05 EUR		
Business year start	01.10.	26.11.2021	0.05 EUR		
Sustainability type	-	20.11.2020	0.07 EUR		
		22.11.2019	0.38 EUR		

Fund manager	Thomas Bucher							
Performance	1M	6M	YTD	1Y	2Y	3Y	5Y	Since start
Performance	+5.50%	+16.14%	+12.22%	+23.99%	+32.45%	+27.37%	+80.42%	+388.36%
Performance p.a.	-	-	-	+23.92%	+15.09%	+8.42%	+12.51%	+8.93%
Sharpe ratio	6.73	2.88	2.58	1.69	0.68	0.27	0.48	0.31
Volatility	13.08%	10.91%	11.98%	11.90%	16.50%	17.25%	18.02%	16.42%
Worst month	-	-2.13%	-2.13%	-3.82%	-9.46%	-9.46%	-9.46%	-11.75%
Best month	-	7.82%	3.89%	7.82%	9.80%	9.80%	10.98%	10.98%
Maximum loss	-2.12%	-4.32%	-4.32%	-7.71%	-19.96%	-23.93%	-26.90%	-

Distribution permission

Austria, Germany, Switzerland

¹ Important note on update status: The displayed date refers exclusively to the calculation of the NAV.

² The Mountain-View Data Fund Rating calculates a comparative ranking for funds using yield, volatility and trend data. For more information visit [MVD Funds Rating](#)

³ Displays the Ethical-Dynamical Ratio calculated according to standard criteria. The maximum value is 100. For more information visit [EDA](#)

DWS Global Growth LD / DE0005152441 / 515244 / DWS Investment GmbH

Investment strategy

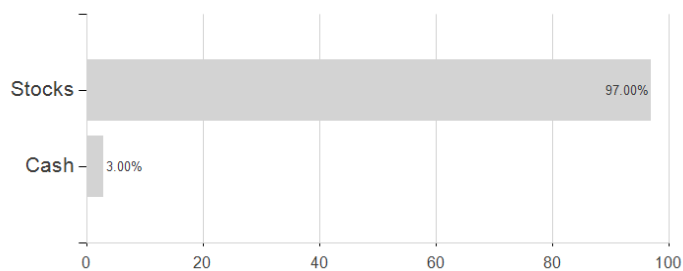
To achieve this, the fund invests primarily in equities of domestic and foreign companies with above-average growth profiles (sales and profit). Growth prospects also play an important role in the selection of individual securities. The fund promotes environmental and social characteristics or a combination of these characteristics without pursuing an explicit ESG and/or sustainable investment strategy. In this context, the fund management is responsible for selecting the individual investments. The return of the product is reflected by the daily calculated net asset value per unit and the distribution amount if applicable. The majority of the fund's securities or their issuers are expected to be components of the benchmark.

Investment goal

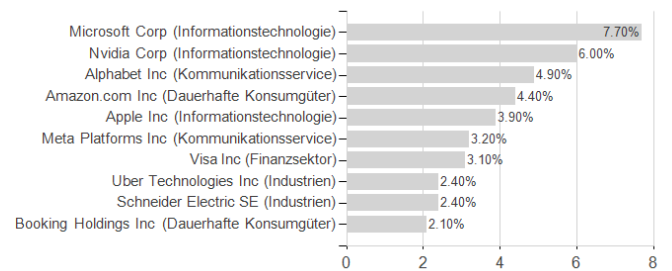
The fund is actively managed. The fund is managed in reference to a benchmark. The fund promotes environmental and social characteristics and is subject to the disclosure requirements of a financial product in accordance with article 8(1) of Regulation (EU) 2019/2088 on sustainability-related disclosures in the financial services sector. More ESG information is available in the sales prospectus and on the DWS website. The objective of the investment policy is to achieve capital appreciation relative to the benchmark (MSCI World Growth (NR)).

Assessment Structure

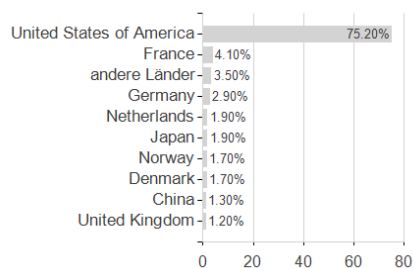
Assets



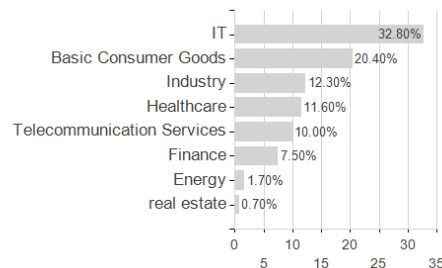
Largest positions



Countries



Branches



Currencies

