

JPM Europe Dynamic Small Cap A (perf) (dist) - EUR / LU0210073408 / A0DQBZ / JPMorgan AM (EU)

Last 05/16/2024 ¹	Region	Branch	Type of yield	Type
28.57 EUR	Europe	Mixed Sectors	paying dividend	Equity Fund



Risk key figures

SRI 1 2 3 4 5 6 7

Mountain-View Funds Rating²EDA³

78

Yearly Performance

2023	+5.23%
2022	-31.34%
2021	+21.99%
2020	+11.65%
2019	+28.86%

Master data		Conditions		Other figures	
Fund type	Single fund	Issue surcharge	5.00%	Minimum investment	USD 35,000.00
Category	Equity	Planned administr. fee	0.00%	Savings plan	-
Sub category	Mixed Sectors	Deposit fees	0.00%	UCITS / OGAW	Yes
Fund domicile	Luxembourg	Redemption charge	0.50%	Performance fee	10.00%
Tranch volume	(05/16/2024) EUR 18.94 mill.	Ongoing charges	-	Redeployment fee	0.00%
Total volume	(05/16/2024) EUR 125.93 mill.	Dividends		Investment company	
Launch date	1/12/2006	13.09.2023	0.34 EUR	JPMorgan AM (EU) PO Box 275, 2012, Luxembourg Luxembourg https://www.jpmorganassetmanagement.de	
KESr report funds	Yes	14.09.2022	0.22 EUR		
Business year start	01.07.	09.09.2021	0.01 EUR		
Sustainability type	-	10.09.2020	0.01 EUR		
Fund manager	F. Conte, G. Brittain, E. Greaves	05.09.2019	0.16 EUR		

Performance	1M	6M	YTD	1Y	2Y	3Y	5Y	Since start
Performance	+4.27%	+16.80%	+9.80%	+11.46%	+6.13%	-10.27%	+22.84%	+232.39%
Performance p.a.	-	-	-	+11.42%	+3.01%	-3.55%	+4.19%	+6.76%
Sharpe ratio	5.42	3.23	2.34	0.61	-0.05	-0.42	0.02	0.16
Volatility	11.54%	10.22%	10.68%	12.57%	16.05%	17.61%	19.84%	18.46%
Worst month	-	-0.95%	-0.95%	-6.06%	-11.92%	-11.92%	-23.51%	-23.51%
Best month	-	8.95%	5.01%	8.95%	11.82%	11.82%	13.96%	14.29%
Maximum loss	-1.26%	-3.46%	-3.46%	-13.66%	-21.70%	-39.61%	-45.11%	-

Distribution permission

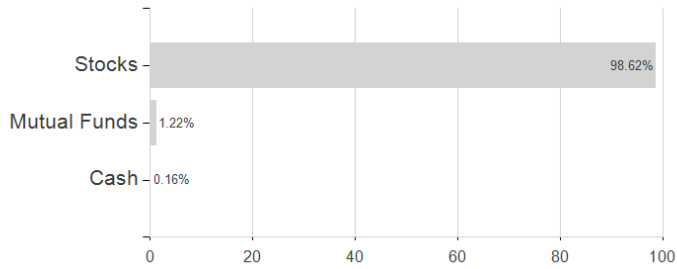
Austria, Germany, Switzerland, United Kingdom, Luxembourg

¹ Important note on update status: The displayed date refers exclusively to the calculation of the NAV.² The Mountain-View Data Fund Rating calculates a comparative ranking for funds using yield, volatility and trend data. For more information visit [MVD Funds Rating](#)³ Displays the Ethical-Dynamical Ratio calculated according to standard criteria. The maximum value is 100. For more information visit [EDA](#)

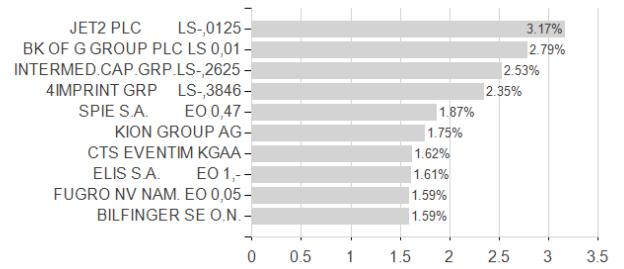
JPM Europe Dynamic Small Cap A (perf) (dist) - EUR / LU0210073408 / A0DQBZ / JPMorgan AM (EU)

Assessment Structure

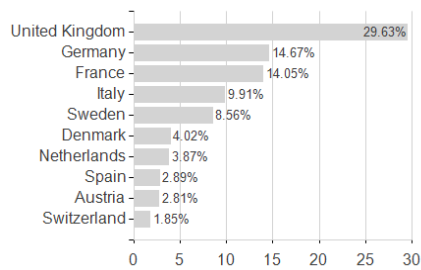
Assets



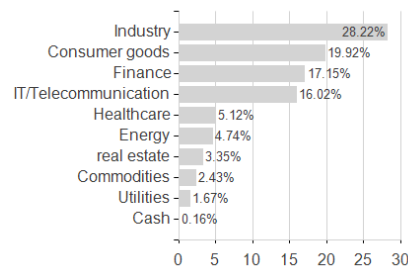
Largest positions



Countries



Branches



Currencies

