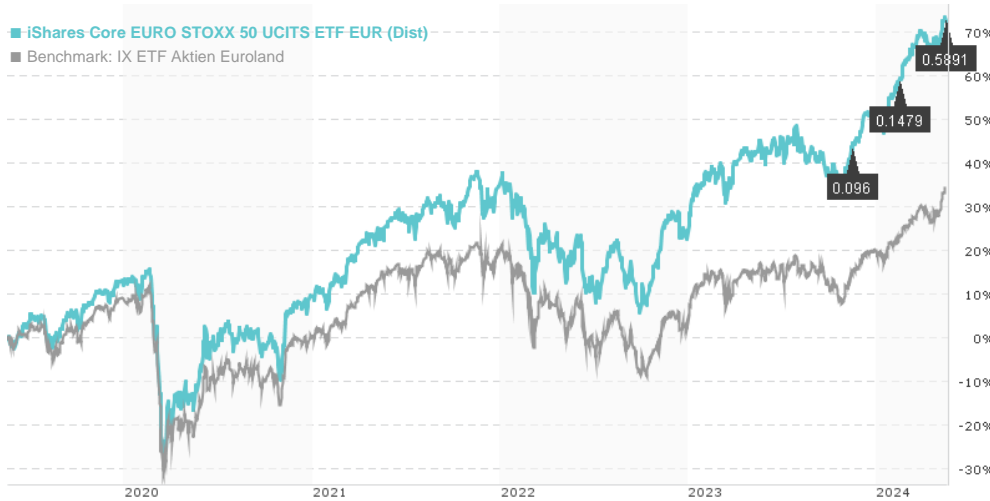


iShares Core EURO STOXX 50 UCITS ETF EUR (Dist) / IE0008471009 / 935927 / BlackRock AM (IE)

Last 05/16/2024 ¹	Region	Branch	Type of yield	Type
51.76 EUR	Euroland	ETF Stocks	paying dividend	Alternative Investm.

■ iShares Core EURO STOXX 50 UCITS ETF EUR (Dist)
■ Benchmark: IX ETF Aktien Euroland



Risk key figures

SRI 1 2 3 4 5 6 7

Mountain-View Funds Rating² EDA³

61

Yearly Performance

2023	+22.81%
2022	-9.20%
2021	+23.54%
2020	-2.44%
2019	+29.57%

Master data		Conditions		Other figures	
Fund type	Single fund	Issue surcharge	0.00%	Minimum investment	UNT 1
Category	Equity	Planned administr. fee	0.00%	Savings plan	-
Sub category	ETF Stocks	Deposit fees	0.00%	UCITS / OGAW	Yes
Fund domicile	Ireland	Redemption charge	0.00%	Performance fee	0.00%
Tranch volume	(05/16/2024) EUR 3,901.08 mill.	Ongoing charges	-	Redeployment fee	0.00%
Total volume	(05/16/2024) EUR 3,901.08 mill.	Dividends		Investment company	
Launch date	4/3/2000	16.05.2024	0.59 EUR	BlackRock AM (IE) 12 Throgmorton Avenue, EC2N 2DL, London United Kingdom https://www.blackrock.com	
KESt report funds	Yes	15.02.2024	0.15 EUR		
Business year start	01.11.	16.11.2023	0.10 EUR		
Sustainability type	-	17.08.2023	0.65 EUR		
		19.05.2023	0.43 EUR		

Fund manager	BlackRock Asset Management							
Performance	1M	Ireland Limited 6M	YTD	1Y	2Y	3Y	5Y	Since start
Performance	+4.58%	+20.39%	+14.40%	+21.04%	+46.14%	+38.40%	+69.86%	+100.22%
Performance p.a.	-	-	-	+20.98%	+20.86%	+11.44%	+11.17%	+2.92%
Sharpe ratio	5.15	4.18	3.69	1.42	1.10	0.44	0.36	-0.04
Volatility	13.34%	9.93%	10.85%	12.16%	15.59%	17.52%	20.48%	22.21%
Worst month	-	-2.32%	-2.32%	-3.82%	-8.75%	-8.75%	-16.17%	-18.27%
Best month	-	8.06%	5.05%	8.06%	9.92%	9.92%	18.06%	18.06%
Maximum loss	-2.12%	-3.16%	-3.16%	-10.06%	-14.33%	-23.35%	-38.22%	-

Distribution permission

Austria, Germany, Switzerland, United Kingdom

¹ Important note on update status: The displayed date refers exclusively to the calculation of the NAV.

² The Mountain-View Data Fund Rating calculates a comparative ranking for funds using yield, volatility and trend data. For more information visit [MVD Funds Rating](#)

³ Displays the Ethical-Dynamical Ratio calculated according to standard criteria. The maximum value is 100. For more information visit [EDA](#)

iShares Core EURO STOXX 50 UCITS ETF EUR (Dist) / IE0008471009 / 935927 / BlackRock AM (IE)

Investment strategy

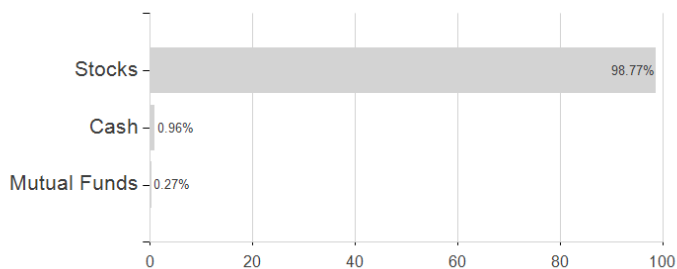
The Index measures the performance of equity securities of 50 listed European companies that are market sector leaders in the Economic and Monetary Union of the European Union. The Index is weighted by free float market capitalisation and the weighting of each component is capped at 10%. Free float-adjusted means that only shares available to international investors, rather than all of a company's issued shares, are used in calculating the Index. Free float-adjusted market capitalisation is the share price of the company multiplied by the number of shares available to international investors. The Fund intends to replicate the Index by holding the equity securities, which make up the Index, in similar proportions to it.

Investment goal

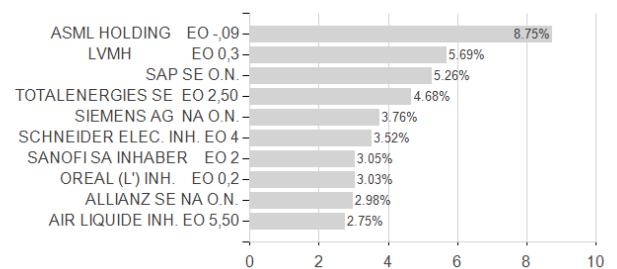
The Fund aims to achieve a return on your investment, through a combination of capital growth and income on the Fund's assets, which reflects the return of the EURO STOXX 50 Index, the Fund's benchmark index (Index). The Fund is passively managed and aims to invest so far as possible and practicable in the equity securities (e.g. shares) that make up the Index.

Assessment Structure

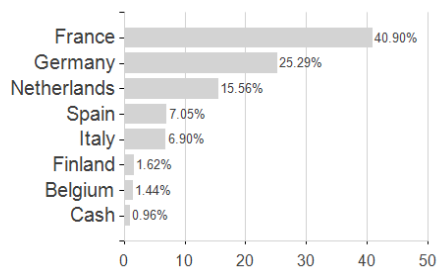
Assets



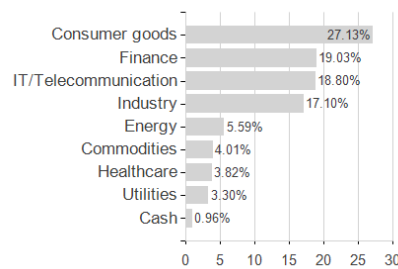
Largest positions



Countries



Branches



Currencies

