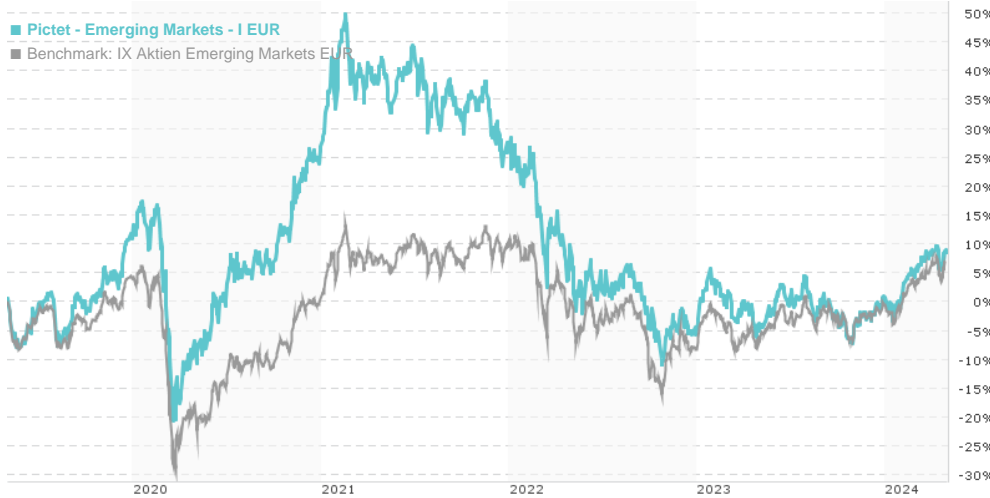


Pictet - Emerging Markets - I EUR / LU0257357813 / A0J4DA / Pictet AM (EU)

Last 04/30/2024 ¹	Region	Branch	Type of yield	Type
629.07 EUR	Emerging Markets	Mixed Sectors	reinvestment	Equity Fund

■ Pictet - Emerging Markets - I EUR
■ Benchmark: IX Aktien Emerging Markets EUR



Risk key figures

SRI 1 2 3 4 5 6 7

Mountain-View Funds Rating²EDA³ 78

Yearly Performance

2023	+7.03%
2022	-25.90%
2021	+0.42%
2020	+14.34%
2019	+31.48%

Master data		Conditions		Other figures	
Fund type	Single fund	Issue surcharge	5.00%	Minimum investment	USD 1,000,000.00
Category	Equity	Planned administr. fee	0.00%	Savings plan	-
Sub category	Mixed Sectors	Deposit fees	0.08%	UCITS / OGAW	Yes
Fund domicile	Luxembourg	Redemption charge	1.00%	Performance fee	0.00%
Tranch volume	(04/30/2024) USD 5.38 mill.	Ongoing charges	-	Redeployment fee	0.00%
Total volume	(04/30/2024) USD 269.03 mill.	Dividends		Investment company	
Launch date	6/9/2006	Pictet AM (EU)			
KESr report funds	Yes	6B, rue du Fort Niedergruenewald, 2226, Luxembourg			
Business year start	01.10.	Luxembourg			
Sustainability type	-	www.am.pictet/de/germany			
Fund manager	Avo Ora, James Kenney				

Performance	1M	6M	YTD	1Y	2Y	3Y	5Y	Since start
Performance	-0.35%	+15.70%	+7.47%	+12.91%	+1.02%	-23.41%	+9.19%	+84.07%
Performance p.a.	-	-	-	+12.95%	+0.51%	-8.50%	+1.77%	+3.47%
Sharpe ratio	-0.54	2.53	1.78	0.74	-0.21	-0.71	-0.10	-0.02
Volatility	15.19%	11.93%	11.75%	12.37%	15.93%	17.50%	20.00%	19.20%
Worst month	-	-5.76%	-2.40%	-5.76%	-9.13%	-9.13%	-16.83%	-20.53%
Best month	-	6.44%	6.44%	6.44%	9.18%	9.18%	9.99%	15.31%
Maximum loss	-3.82%	-4.36%	-4.17%	-11.31%	-17.12%	-38.26%	-40.46%	-

Distribution permission

Austria, Germany, Switzerland, United Kingdom, Luxembourg

¹ Important note on update status: The displayed date refers exclusively to the calculation of the NAV.

² The Mountain-View Data Fund Rating calculates a comparative ranking for funds using yield, volatility and trend data. For more information visit [MVD Funds Rating](#)

³ Displays the Ethical-Dynamical Ratio calculated according to standard criteria. The maximum value is 100. For more information visit [EDA](#)

Pictet - Emerging Markets - I EUR / LU0257357813 / A0J4DA / Pictet AM (EU)

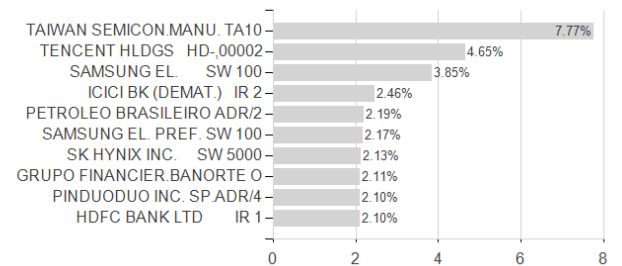
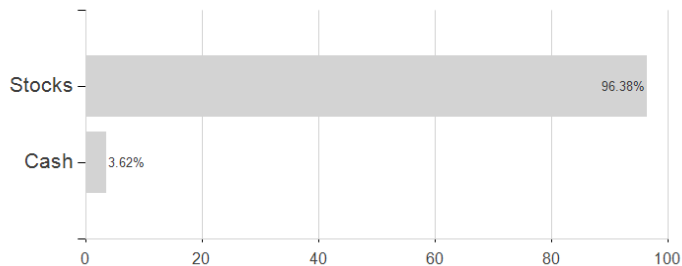
Investment goal

The objective of the sub-fund is to achieve capital growth by investing at least two-thirds of its total assets in the shares of companies whose main business and/or registered office is in emerging markets worldwide. The investments are made in Asia (with the exception of Japan), Latin America and the EMEA region (Eastern Europe, Middle East, Africa).

Assessment Structure

Assets

Largest positions



Countries

Branches

Currencies

