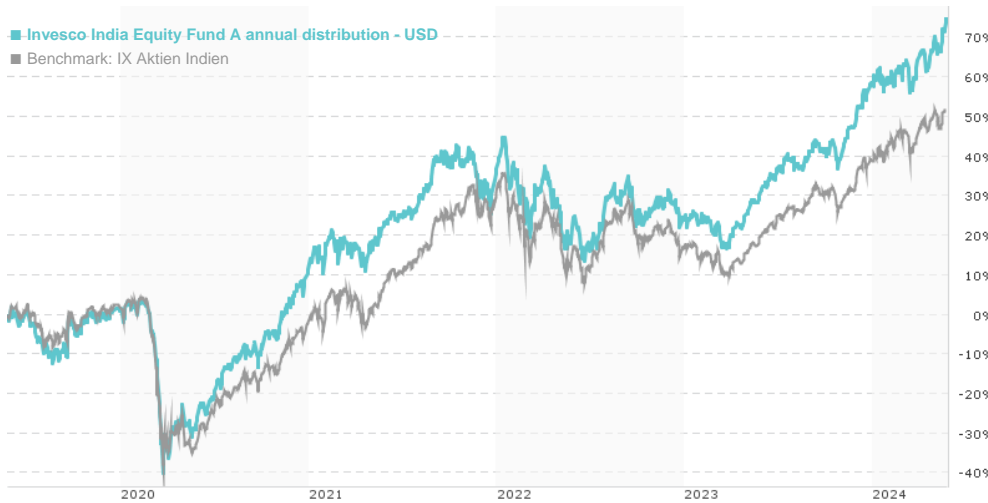


Invesco India Equity Fund A annual distribution - USD / LU0267983889 / A0LF47 / Invesco Management

Last 05/24/2024 ¹	Country	Branch	Type of yield	Type
119.30 USD	India	Mixed Sectors	paying dividend	Equity Fund

■ Invesco India Equity Fund A annual distribution - USD
■ Benchmark: IX Aktien Indien



Risk key figures

SRI 1 2 3 4 5 6 7

Mountain-View Funds Rating²

▲ ▲ ▲ ▲ ▲ ▲

EDA³

63

Yearly Performance

2023	+27.55%
2022	-9.09%
2021	+22.96%
2020	+10.24%
2019	+7.69%

Master data		Conditions		Other figures	
Fund type	Single fund	Issue surcharge	5.00%	Minimum investment	USD 1,500.00
Category	Equity	Planned administr. fee	0.00%	Savings plan	-
Sub category	Mixed Sectors	Deposit fees	0.01%	UCITS / OGAW	Yes
Fund domicile	Luxembourg	Redemption charge	0.00%	Performance fee	0.00%
Tranch volume	(05/24/2024) USD 149.52 mill.	Ongoing charges	-	Redeployment fee	0.00%
Total volume	(05/24/2024) USD 553.39 mill.	Dividends		Investment company	
Launch date	12/11/2006	Invesco Management			
KESr report funds	Yes	An der Welle 5, 60322, Frankfurt am Main			
Business year start	29.02.	Germany			
Sustainability type	-	https://www.de.invesco.com			
Fund manager	Shekhar Sambhshivan				

Performance	1M	6M	YTD	1Y	2Y	3Y	5Y	Since start
Performance	+5.01%	+18.44%	+9.96%	+35.72%	+47.81%	+43.11%	+75.70%	+275.87%
Performance p.a.	-	-	-	+35.61%	+21.55%	+12.69%	+11.92%	+7.88%
Sharpe ratio	7.49	2.91	1.76	2.87	1.33	0.55	0.39	0.17
Volatility	10.34%	12.68%	13.39%	11.11%	13.34%	16.24%	21.00%	24.43%
Worst month	-	0.75%	0.75%	-1.93%	-7.01%	-7.01%	-28.79%	-30.01%
Best month	-	7.33%	6.17%	7.33%	9.73%	9.73%	13.18%	41.18%
Maximum loss	-2.60%	-4.85%	-4.85%	-5.14%	-13.47%	-21.47%	-42.29%	-

Distribution permission

Austria, Germany, Switzerland, Luxembourg

¹ Important note on update status: The displayed date refers exclusively to the calculation of the NAV.

² The Mountain-View Data Fund Rating calculates a comparative ranking for funds using yield, volatility and trend data. For more information visit [MVD Funds Rating](#)

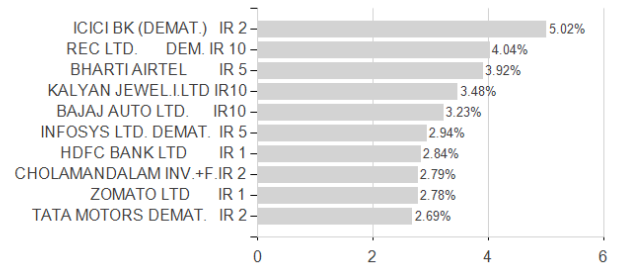
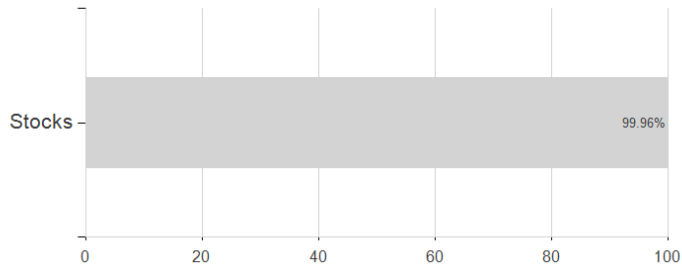
³ Displays the Ethical-Dynamical Ratio calculated according to standard criteria. The maximum value is 100. For more information visit [EDA](#)

Invesco India Equity Fund A annual distribution - USD / LU0267983889 / A0LF47 / Invesco Management

Assessment Structure

Assets

Largest positions



Countries

Branches

Currencies

