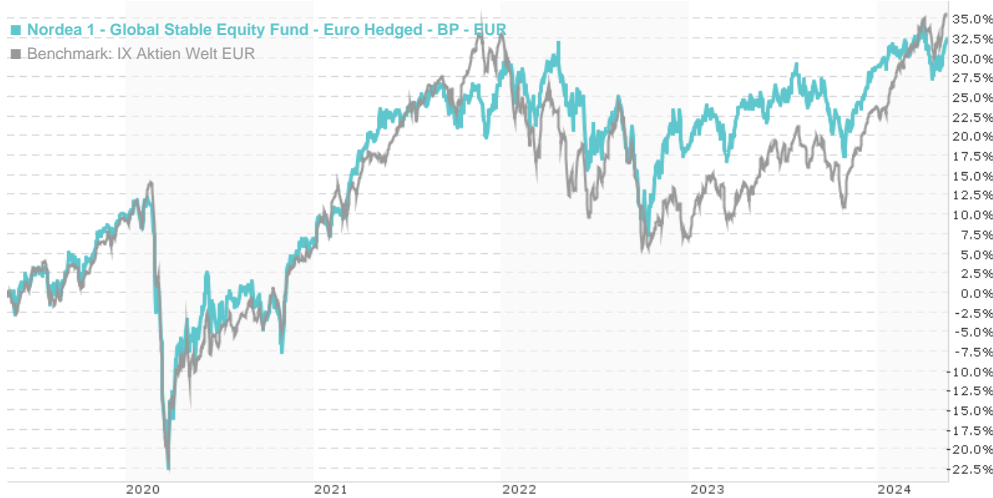


## Nordea 1 - Global Stable Equity Fund - Euro Hedged - BP - EUR / LU0278529986 / A0LGS7 / Nordea Inv. Funds

Last 05/15/2024 <sup>1</sup>	Region	Branch	Type of yield	Type
23.05 EUR	Worldwide	Mixed Sectors	reinvestment	Equity Fund

■ Nordea 1 - Global Stable Equity Fund - Euro Hedged - BP - EUR  
■ Benchmark: IX Aktien Welt EUR



## Risk key figures

SRI 1 2 3 4 5 6 7

Mountain-View Funds Rating<sup>2</sup> EDA<sup>3</sup>

68

## Yearly Performance

2023	+8.68%
2022	-7.42%
2021	+20.59%
2020	-3.15%
2019	+18.75%

Master data		Conditions		Other figures	
Fund type	Single fund	Issue surcharge	5.00%	Minimum investment	UNT 0
Category	Equity	Planned administr. fee	0.00%	Savings plan	-
Sub category	Mixed Sectors	Deposit fees	0.00%	UCITS / OGAW	Yes
Fund domicile	Luxembourg	Redemption charge	0.00%	Performance fee	0.00%
Tranch volume	(05/15/2024) EUR 155.91 mill.	Ongoing charges	-	Redeployment fee	0.00%
Total volume	(05/15/2024) EUR 589.74 mill.	Dividends		Investment company	
Launch date	3/5/2007	Nordea Inv. Funds			
KESr report funds	Yes	562, Rue de Neudorf, 2017, Luxembourg			
Business year start	01.01.	Luxembourg			
Sustainability type	-	<a href="https://www.nordea.lu">https://www.nordea.lu</a>			
Fund manager	Stable Equities / Multi Assets Team				

Performance	1M	6M	YTD	1Y	2Y	3Y	5Y	Since start
Performance	+2.40%	+7.41%	+2.90%	+6.41%	+6.45%	+7.64%	+34.62%	+130.46%
Performance p.a.	-	-	-	+6.39%	+3.17%	+2.49%	+6.12%	+4.97%
Sharpe ratio	3.03	1.57	0.55	0.30	-0.06	-0.12	0.16	0.09
Volatility	9.78%	7.44%	7.71%	8.55%	11.69%	11.43%	14.13%	13.30%
Worst month	-	-3.59%	-3.59%	-4.01%	-7.04%	-7.04%	-10.31%	-10.51%
Best month	-	4.20%	4.20%	4.20%	6.11%	6.41%	13.25%	13.25%
Maximum loss	-1.55%	-5.24%	-5.24%	-9.13%	-14.82%	-18.71%	-30.93%	-

## Distribution permission

Austria, Germany, Switzerland, United Kingdom

<sup>1</sup> Important note on update status: The displayed date refers exclusively to the calculation of the NAV.

<sup>2</sup> The Mountain-View Data Fund Rating calculates a comparative ranking for funds using yield, volatility and trend data. For more information visit [MVD Funds Rating](#)

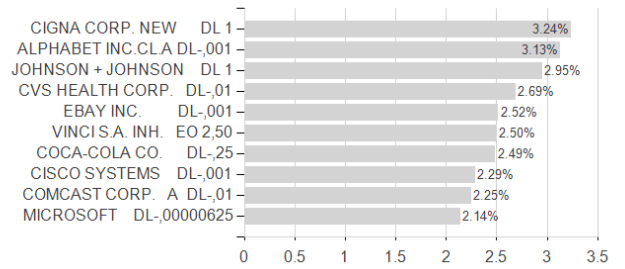
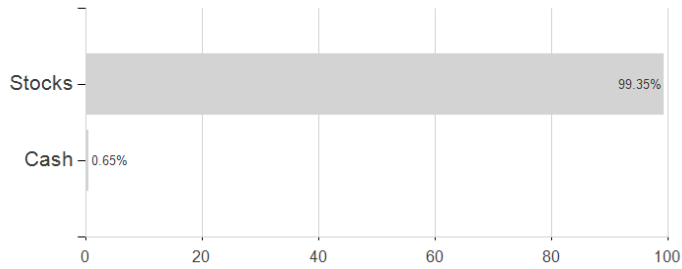
<sup>3</sup> Displays the Ethical-Dynamical Ratio calculated according to standard criteria. The maximum value is 100. For more information visit [EDA](#)

**Nordea 1 - Global Stable Equity Fund - Euro Hedged - BP - EUR / LU0278529986 / A0LGS7 / Nordea Inv. Funds**

**Assessment Structure**

**Assets**

**Largest positions**



**Countries**

**Branches**

**Currencies**

