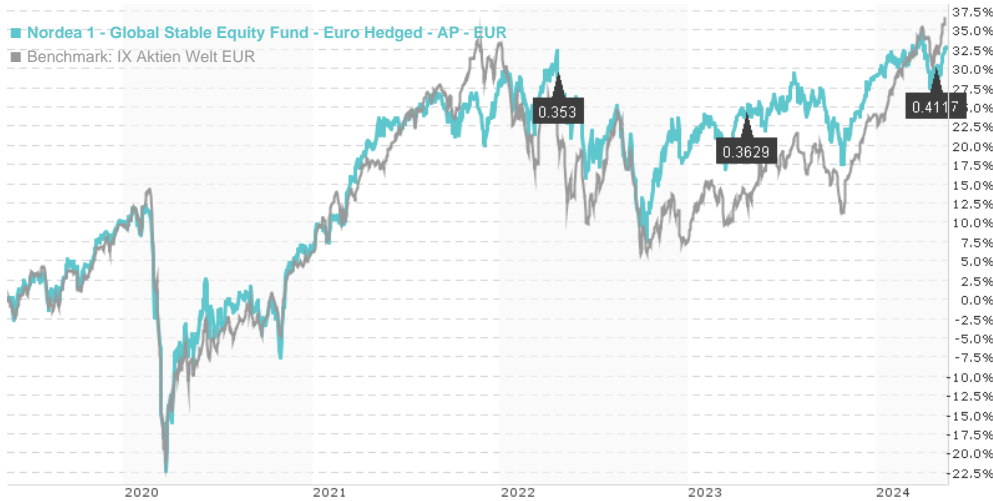


**Nordea 1 - Global Stable Equity Fund - Euro Hedged - AP - EUR / LU0305819384 / A0MU2V / Nordea Inv. Funds**

Last 05/17/2024 <sup>1</sup>	Region	Branch	Type of yield	Type
18.65 EUR	Worldwide	Mixed Sectors	paying dividend	Equity Fund



**Risk key figures**

SRI	1	2	3	4	5	6	7
-----	---	---	---	---	---	---	---

Mountain-View Funds Rating <sup>2</sup>	EDA <sup>3</sup>
---	------------------

▲ ▲ ▲ ▲ ▲ ▲	68
-------------	----

**Yearly Performance**

2023	+8.67%
2022	-7.41%
2021	+20.60%
2020	-3.09%
2019	+18.69%

Master data		Conditions		Other figures	
Fund type	Single fund	Issue surcharge	5.00%	Minimum investment	UNT 0
Category	Equity	Planned administr. fee	0.00%	Savings plan	-
Sub category	Mixed Sectors	Deposit fees	0.00%	UCITS / OGAW	Yes
Fund domicile	Luxembourg	Redemption charge	0.00%	Performance fee	0.00%
Tranch volume	(05/17/2024) EUR 11.21 mill.	Ongoing charges	-	Redeployment fee	0.00%
Total volume	(05/17/2024) EUR 589.78 mill.	Dividends		Investment company	
Launch date	7/2/2007	26.04.2024	0.41 EUR	Nordea Inv. Funds 562, Rue de Neudorf, 2017, Luxembourg Luxembourg https://www.nordea.lu	
KESr report funds	Yes	24.04.2023	0.36 EUR		
Business year start	01.01.	22.04.2022	0.35 EUR		
Sustainability type	-	27.04.2021	0.35 EUR		
Fund manager	Stable Equities / Multi Assets Team	24.04.2020	0.38 EUR		

Performance	1M	6M	YTD	1Y	2Y	3Y	5Y	Since start
Performance	+3.61%	+7.49%	+2.89%	+6.92%	+5.61%	+7.64%	+33.02%	+126.66%
Performance p.a.	-	-	-	+6.90%	+2.76%	+2.48%	+5.87%	+4.96%
Sharpe ratio	6.38	1.60	0.54	0.36	-0.09	-0.12	0.15	0.09
Volatility	7.86%	7.42%	7.63%	8.55%	11.68%	11.44%	14.11%	13.37%
Worst month	-	-3.61%	-3.61%	-4.01%	-7.07%	-7.07%	-10.29%	-10.42%
Best month	-	4.20%	4.20%	4.20%	6.10%	6.45%	13.20%	13.20%
Maximum loss	-1.30%	-5.24%	-5.24%	-9.14%	-14.85%	-18.71%	-30.91%	-

**Distribution permission**

Austria, Germany, Switzerland, United Kingdom, Luxembourg

<sup>1</sup> Important note on update status: The displayed date refers exclusively to the calculation of the NAV.

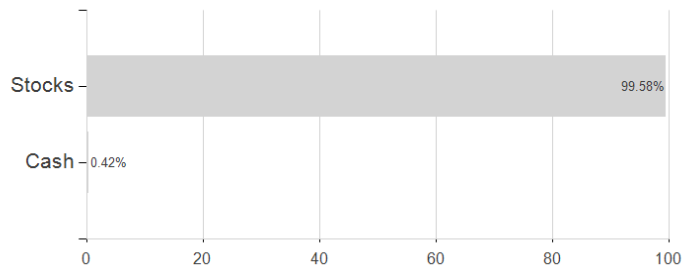
<sup>2</sup> The Mountain-View Data Fund Rating calculates a comparative ranking for funds using yield, volatility and trend data. For more information visit [MVD Funds Rating](#)

<sup>3</sup> Displays the Ethical-Dynamical Ratio calculated according to standard criteria. The maximum value is 100. For more information visit [EDA](#)

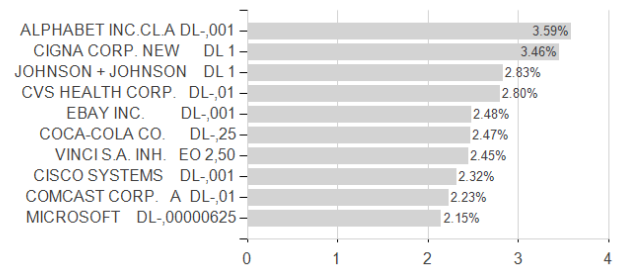
## Nordea 1 - Global Stable Equity Fund - Euro Hedged - AP - EUR / LU0305819384 / A0MU2V / Nordea Inv. Funds

### Assessment Structure

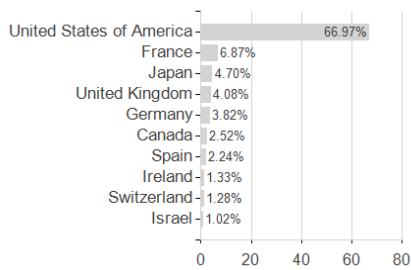
#### Assets



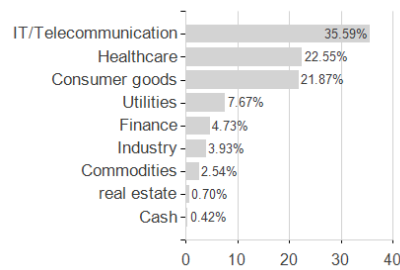
#### Largest positions



#### Countries



#### Branches



#### Currencies

