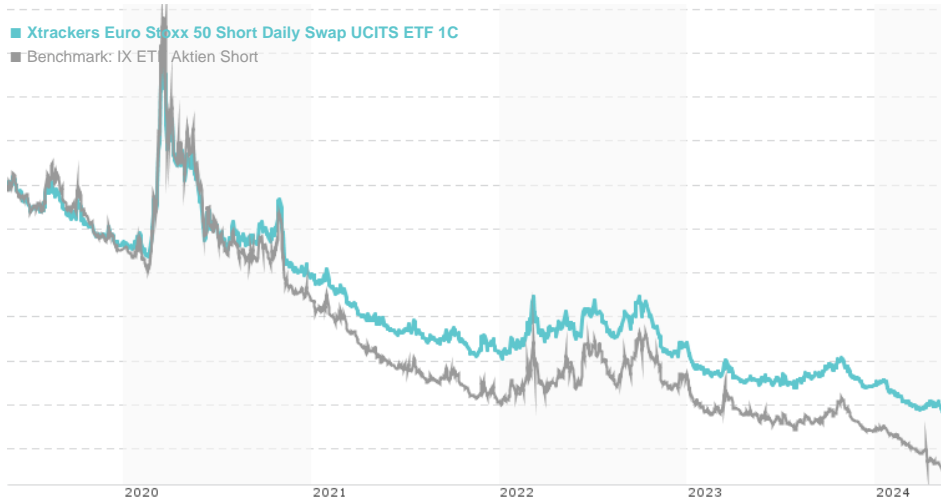


## Xtrackers Euro Stoxx 50 Short Daily Swap UCITS ETF 1C / LU0292106753 / DBX1SS / DWS Investment SA

Last 05/16/2024 <sup>1</sup>	Region	Branch	Type of yield	Type
6.48 EUR	Euroland	ETF Special	reinvestment	Alternative Investm.



### Risk key figures

SRI 1 2 3 4 5 6 7

Mountain-View Funds Rating<sup>2</sup> EDA<sup>3</sup>

- -

### Yearly Performance

2023	-15.27%
2022	+3.61%
2021	-22.10%
2020	-8.51%
2019	-25.18%

Master data		Conditions		Other figures	
Fund type	Single fund	Issue surcharge	0.00%	Minimum investment	UNT 1
Category	Special Type	Planned administr. fee	0.00%	Savings plan	-
Sub category	ETF Special	Deposit fees	0.00%	UCITS / OGAW	Yes
Fund domicile	Luxembourg	Redemption charge	0.00%	Performance fee	0.00%
Tranch volume	(05/16/2024) EUR 51.58 mill.	Ongoing charges	-	Redeployment fee	0.00%
Total volume	(03/29/2024) EUR 45.82 mill.	Dividends		Investment company	
Launch date	6/5/2007			DWS Investment SA	
KESr report funds	Yes			Mainzer Landstraße 11-17, 60329, Frankfurt am Main	
Business year start	01.01.			Germany	
Sustainability type	-			https://www.dws.de	
Fund manager	-				

Performance	1M	6M	YTD	1Y	2Y	3Y	5Y	Since start
Performance	-3.98%	-14.19%	-10.45%	-12.50%	-28.70%	-28.97%	-50.24%	-77.25%
Performance p.a.	-	-	-	-12.47%	-15.54%	-10.78%	-13.01%	-8.36%
Sharpe ratio	-3.43	-3.11	-2.79	-1.35	-1.27	-0.84	-0.83	-0.56
Volatility	12.51%	9.76%	10.62%	12.06%	15.29%	17.30%	20.32%	21.78%
Worst month	-	-6.99%	-4.29%	-6.99%	-8.93%	-8.93%	-15.97%	-15.97%
Best month	-	2.89%	2.89%	4.41%	8.88%	8.88%	13.71%	15.19%
Maximum loss	-4.51%	-14.59%	-13.42%	-20.13%	-35.09%	-35.09%	-62.81%	-

### Distribution permission

Germany, Switzerland, United Kingdom, Luxembourg

<sup>1</sup> Important note on update status: The displayed date refers exclusively to the calculation of the NAV.

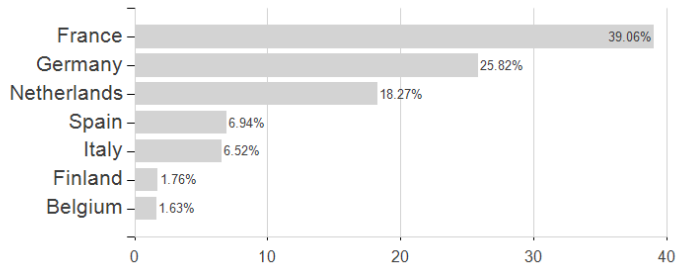
<sup>2</sup> The Mountain-View Data Fund Rating calculates a comparative ranking for funds using yield, volatility and trend data. For more information visit [MVD Funds Rating](#)

<sup>3</sup> Displays the Ethical-Dynamical Ratio calculated according to standard criteria. The maximum value is 100. For more information visit [EDA](#)


## Xtrackers Euro Stoxx 50 Short Daily Swap UCITS ETF 1C / LU0292106753 / DBX1SS / DWS Investment SA

### Assessment Structure

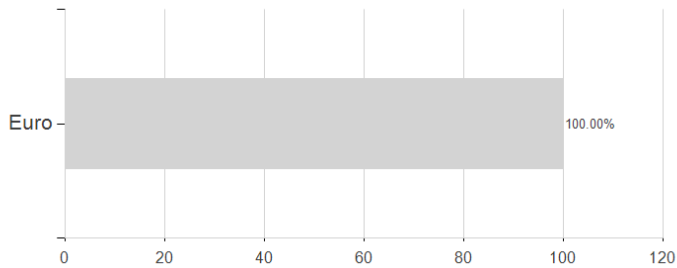
#### Countries



#### Largest positions



#### Currencies



#### Branches

