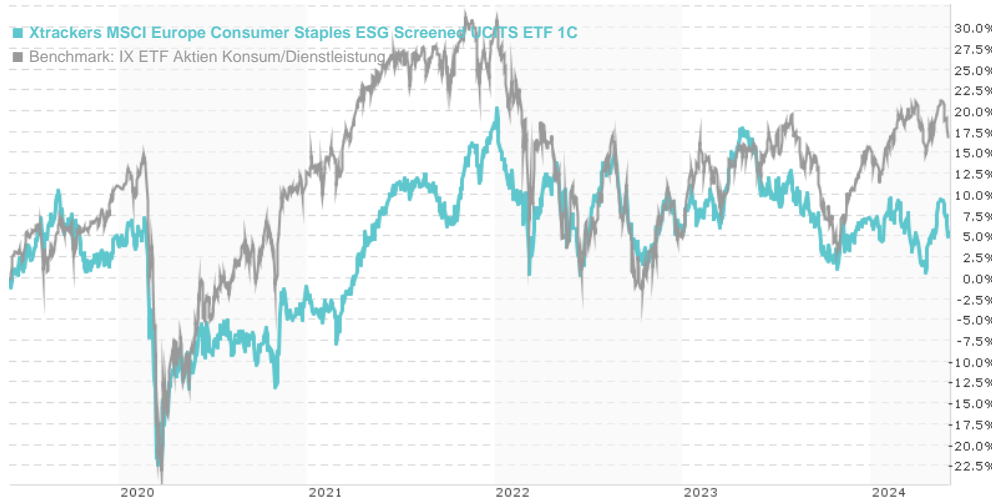


**Xtrackers MSCI Europe Consumer Staples ESG Screened UCITS ETF 1C / LU0292105359 / DBX1FB / DWS Investment**

Last 05/30/2024 <sup>1</sup>	Region	Branch	Type of yield	Type
149.15 EUR	Europe	ETF Stocks	reinvestment	Alternative Investm.



**Risk key figures**

SRI 1 2 3 4 5 6 7

Mountain-View Funds Rating<sup>2</sup> EDA<sup>3</sup>

75

**Yearly Performance**

2023	+1.99%
2022	-10.85%
2021	+21.07%
2020	-6.14%
2019	+28.82%

Master data		Conditions		Other figures	
Fund type	Single fund	Issue surcharge	0.00%	Minimum investment	UNT 1
Category	Equity	Planned administr. fee	0.00%	Savings plan	-
Sub category	ETF Stocks	Deposit fees	0.00%	UCITS / OGAW	Yes
Fund domicile	Luxembourg	Redemption charge	0.00%	Performance fee	0.00%
Tranch volume	(05/30/2024) EUR 67.38 mill.	Ongoing charges	-	Redeployment fee	0.00%
Total volume	(04/30/2024) EUR 67.54 mill.	Dividends		Investment company	
Launch date	7/3/2007	DWS Investment SA			
KESr report funds	Yes	Mainzer Landstraße 11-17, 60329, Frankfurt am Main			
Business year start	01.01.	Germany			
Sustainability type	Ethics/ecology	<a href="https://www.dws.de">https://www.dws.de</a>			
Fund manager	-				

Performance	1M	6M	YTD	1Y	2Y	3Y	5Y	Since start
Performance	-0.25%	+0.62%	-1.67%	-4.81%	-1.18%	-2.16%	+6.90%	+214.06%
Performance p.a.	-	-	-	-4.80%	-0.59%	-0.73%	+1.34%	+7.00%
Sharpe ratio	-0.70	-0.25	-0.73	-0.78	-0.37	-0.35	-0.16	0.21
Volatility	9.64%	10.02%	10.69%	11.09%	11.96%	12.75%	15.34%	15.43%
Worst month	-	-1.14%	-1.14%	-6.19%	-6.19%	-6.19%	-10.30%	-11.51%
Best month	-	2.34%	2.34%	2.34%	8.41%	8.41%	9.61%	12.14%
Maximum loss	-4.16%	-8.11%	-8.11%	-10.77%	-14.62%	-16.68%	-29.74%	-

**Distribution permission**

Austria, Germany, United Kingdom, Luxembourg

<sup>1</sup> Important note on update status: The displayed date refers exclusively to the calculation of the NAV.

<sup>2</sup> The Mountain-View Data Fund Rating calculates a comparative ranking for funds using yield, volatility and trend data. For more information visit [MVD Funds Rating](#)

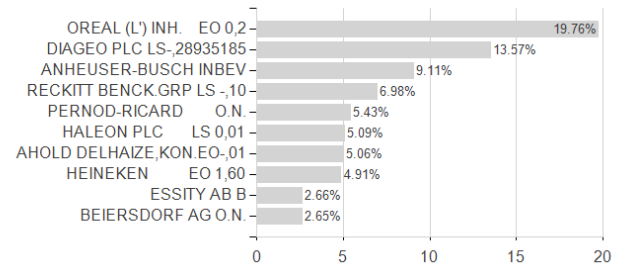
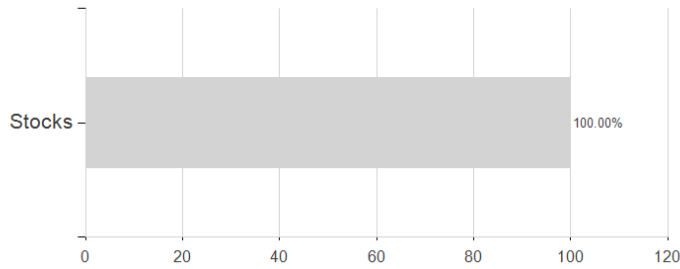
<sup>3</sup> Displays the Ethical-Dynamical Ratio calculated according to standard criteria. The maximum value is 100. For more information visit [EDA](#)

**Xtrackers MSCI Europe Consumer Staples ESG Screened UCITS ETF 1C / LU0292105359 / DBX1FB / DWS Investment**

**Assessment Structure**

**Assets**

**Largest positions**



**Countries**

**Branches**

**Currencies**

