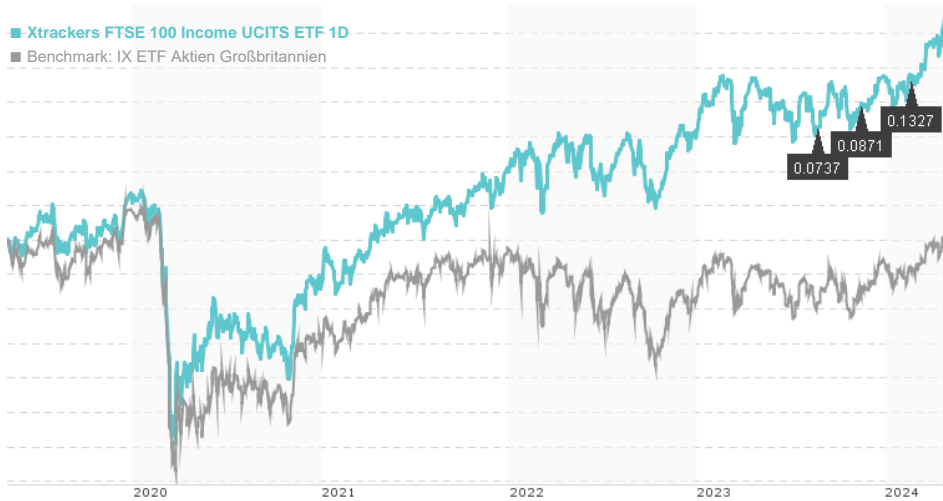


Xtrackers FTSE 100 Income UCITS ETF 1D / LU0292097234 / DBX1F1 / DWS Investment SA

Last 04/30/2024 ¹	Country	Branch	Type of yield	Type
7.96 GBP	United Kingdom	ETF Stocks	paying dividend	Alternative Investm.

■ Xtrackers FTSE 100 Income UCITS ETF 1D
■ Benchmark: IX ETF Aktien Großbritannien



Risk key figures

SRI 1 2 3 4 5 6 7

Mountain-View Funds Rating² EDA³

53

Yearly Performance

2023	+7.75%
2022	+4.57%
2021	+18.26%
2020	-11.81%
2019	+17.04%

Master data		Conditions		Other figures	
Fund type	Single fund	Issue surcharge	0.00%	Minimum investment	UNT 1
Category	Equity	Planned administr. fee	0.00%	Savings plan	Yes
Sub category	ETF Stocks	Deposit fees	0.00%	UCITS / OGAW	Yes
Fund domicile	Luxembourg	Redemption charge	0.00%	Performance fee	0.00%
Tranch volume	(04/30/2024) EUR 66.80 mill.	Ongoing charges	-	Redeployment fee	0.00%
Total volume	(03/29/2024) EUR 76.07 mill.	Dividends		Investment company	
Launch date	6/5/2007	21.02.2024	0.13 GBP	DWS Investment SA Mainzer Landstraße 11-17, 60329, Frankfurt am Main Germany https://www.dws.de	
KESr report funds	Yes	15.11.2023	0.09 GBP		
Business year start	01.01.	23.08.2023	0.07 GBP		
Sustainability type	-	24.05.2023	0.08 GBP		
Fund manager	-	08.02.2023	0.04 GBP		

Performance	1M	6M	YTD	1Y	2Y	3Y	5Y	Since start
Performance	+2.94%	+13.30%	+6.78%	+8.85%	+15.87%	+30.28%	+31.28%	+124.31%
Performance p.a.	-	-	-	+8.88%	+7.66%	+9.21%	+5.59%	+4.89%
Sharpe ratio	4.08	2.65	1.94	0.49	0.32	0.42	0.10	0.06
Volatility	10.31%	9.30%	9.51%	10.37%	12.00%	12.79%	17.11%	18.12%
Worst month	-	-3.70%	-1.28%	-4.92%	-5.54%	-5.54%	-13.43%	-13.43%
Best month	-	4.84%	4.84%	4.84%	7.11%	7.11%	12.66%	12.66%
Maximum loss	-2.19%	-3.69%	-3.57%	-6.33%	-9.33%	-9.33%	-34.19%	-

Distribution permission

Austria, Germany, United Kingdom, Luxembourg

¹ Important note on update status: The displayed date refers exclusively to the calculation of the NAV.

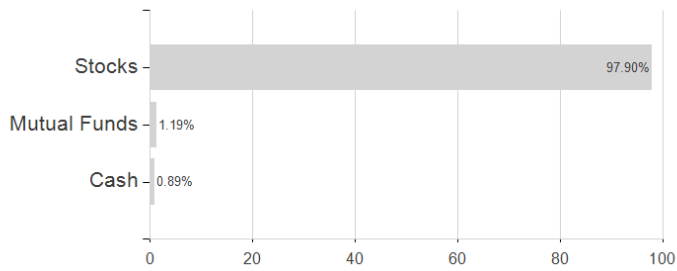
² The Mountain-View Data Fund Rating calculates a comparative ranking for funds using yield, volatility and trend data. For more information visit [MVD Funds Rating](#)

³ Displays the Ethical-Dynamical Ratio calculated according to standard criteria. The maximum value is 100. For more information visit [EDA](#)

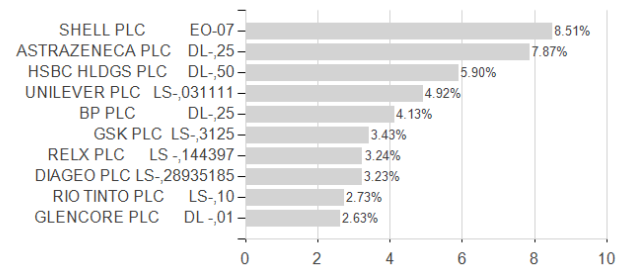
Xtrackers FTSE 100 Income UCITS ETF 1D / LU0292097234 / DBX1F1 / DWS Investment SA

Assessment Structure

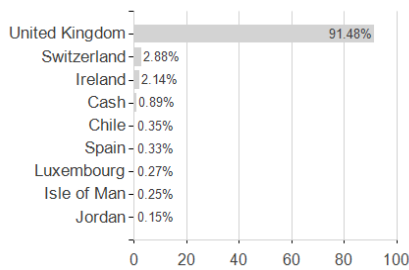
Assets



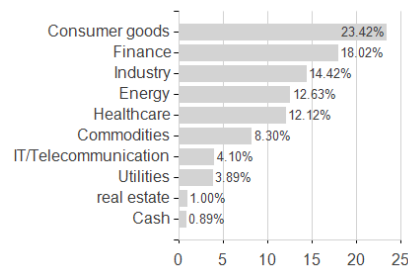
Largest positions



Countries



Branches



Currencies

