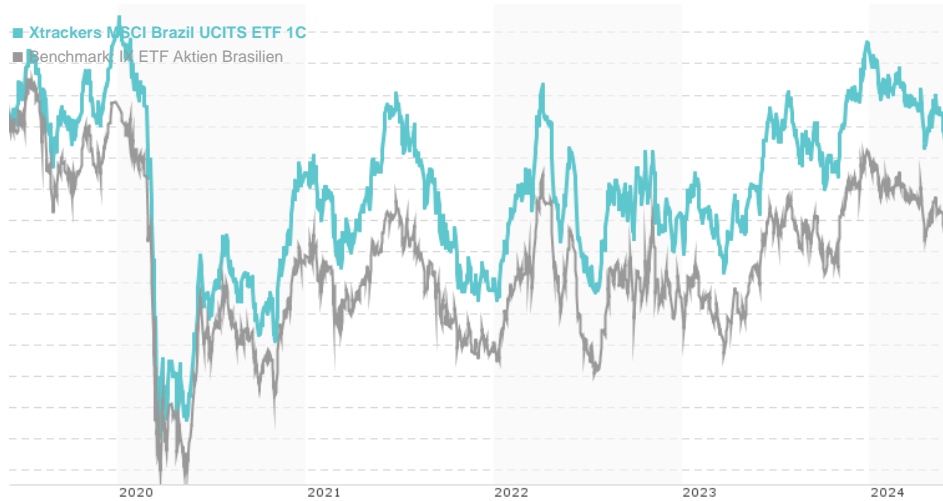


## Xtrackers MSCI Brazil UCITS ETF 1C / LU0292109344 / DBX1MR / DWS Investment SA

Last 05/30/2024 <sup>1</sup>	Country	Branch	Type of yield	Type
47.73 USD	Brazil	ETF Stocks	reinvestment	Alternative Investm.



### Risk key figures

SRI 1 2 3 4 5 6 7

Mountain-View Funds Rating<sup>2</sup> EDA<sup>3</sup>

80

### Yearly Performance

2023	+31.70%
2022	+13.22%
2021	-17.96%
2020	-19.56%
2019	+25.17%

Master data		Conditions		Other figures	
Fund type	Single fund	Issue surcharge	0.00%	Minimum investment	UNT 1
Category	Equity	Planned administr. fee	0.00%	Savings plan	-
Sub category	ETF Stocks	Deposit fees	0.00%	UCITS / OGAW	Yes
Fund domicile	Luxembourg	Redemption charge	0.00%	Performance fee	0.00%
Tranch volume	(05/30/2024) EUR 67.95 mill.	Ongoing charges	-	Redeployment fee	0.00%
Total volume	(04/30/2024) EUR 74.42 mill.	Dividends		Investment company	
Launch date	6/22/2007	DWS Investment SA			
KESr report funds	Yes	Mainzer Landstraße 11-17, 60329, Frankfurt am Main			
Business year start	01.01.	Germany			
Sustainability type	-	https://www.dws.de			
Fund manager	-				

Performance	1M	6M	YTD	1Y	2Y	3Y	5Y	Since start
Performance	-3.82%	-8.52%	-14.63%	+9.67%	+0.72%	-3.45%	-3.18%	-4.70%
Performance p.a.	-	-	-	+9.64%	+0.36%	-1.16%	-0.64%	-0.28%
Sharpe ratio	-2.32	-1.10	-1.99	0.28	-0.13	-0.18	-0.13	-0.12
Volatility	17.93%	18.34%	18.01%	20.90%	26.81%	27.23%	34.21%	35.40%
Worst month	-	-5.92%	-5.92%	-8.35%	-19.23%	-19.23%	-38.18%	-38.18%
Best month	-	14.14%	7.15%	15.90%	15.90%	15.90%	23.67%	30.39%
Maximum loss	-8.43%	-15.16%	-13.50%	-15.16%	-23.38%	-31.31%	-57.16%	-

### Distribution permission

Germany, Switzerland, United Kingdom

<sup>1</sup> Important note on update status: The displayed date refers exclusively to the calculation of the NAV.

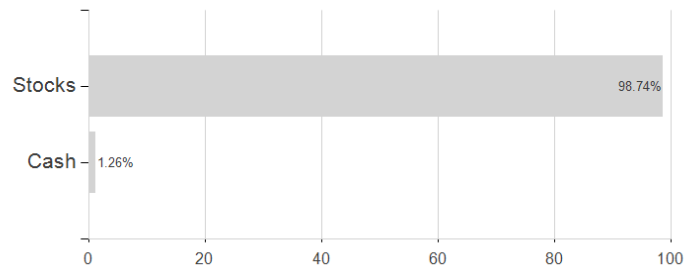
<sup>2</sup> The Mountain-View Data Fund Rating calculates a comparative ranking for funds using yield, volatility and trend data. For more information visit [MVD Funds Rating](#)

<sup>3</sup> Displays the Ethical-Dynamical Ratio calculated according to standard criteria. The maximum value is 100. For more information visit [EDA](#)

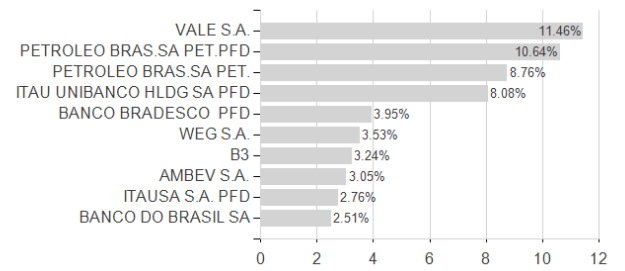
## Xtrackers MSCI Brazil UCITS ETF 1C / LU0292109344 / DBX1MR / DWS Investment SA

### Assessment Structure

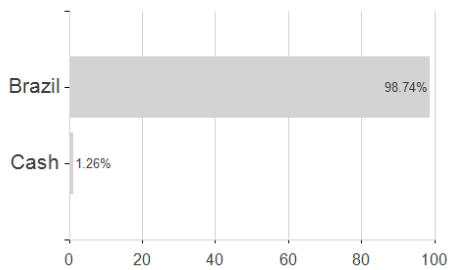
#### Assets



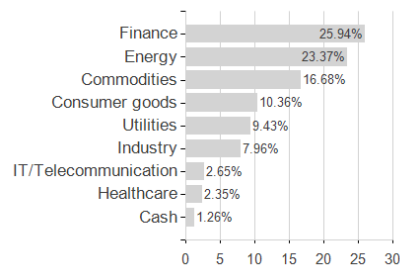
#### Largest positions



#### Countries



#### Branches



#### Currencies

