

Xtrackers MSCI Europe UCITS ETF 1C / LU0274209237 / DBX1ME / DWS Investment SA

Last 05/09/2024 ¹	Region	Branch	Type of yield	Type
97.01 USD	Europe	ETF Stocks	reinvestment	Alternative Investm.



Risk key figures

SRI 1 2 3 4 5 6 7

Mountain-View Funds Rating² EDA³

63

Yearly Performance

2023	+20.18%
2022	-14.85%
2021	+16.58%
2020	+5.51%
2019	+24.41%

Master data		Conditions		Other figures	
Fund type	Single fund	Issue surcharge	0.00%	Minimum investment	UNT 1
Category	Equity	Planned administr. fee	0.00%	Savings plan	Yes
Sub category	ETF Stocks	Deposit fees	0.00%	UCITS / OGAW	Yes
Fund domicile	Luxembourg	Redemption charge	0.00%	Performance fee	0.00%
Tranch volume	(05/09/2024) EUR 4,415.67 mill.	Ongoing charges	-	Redeployment fee	0.00%
Total volume	(03/29/2024) EUR 4,340.14 mill.	Dividends		Investment company	
Launch date	1/10/2007			DWS Investment SA	
KESr report funds	Yes			Mainzer Landstraße 11-17, 60329, Frankfurt am Main	
Business year start	01.01.			Germany	
Sustainability type	-			https://www.dws.de	
Fund manager	-				

Performance	1M	6M	YTD	1Y	2Y	3Y	5Y	Since start
Performance	+2.33%	+17.88%	+6.87%	+12.47%	+33.46%	+13.49%	+49.53%	+89.51%
Performance p.a.	-	-	-	+12.47%	+15.52%	+4.31%	+8.37%	+3.76%
Sharpe ratio	2.41	3.07	1.52	0.67	0.67	0.03	0.23	0.00
Volatility	11.88%	11.58%	11.23%	12.89%	17.64%	18.05%	19.82%	21.73%
Worst month	-	-1.83%	-1.83%	-5.75%	-9.94%	-9.94%	-14.44%	-21.23%
Best month	-	9.88%	5.00%	9.88%	11.36%	11.36%	17.03%	17.03%
Maximum loss	-3.33%	-4.35%	-4.35%	-11.95%	-21.50%	-30.67%	-35.71%	-

Distribution permission

Austria, Germany, United Kingdom

¹ Important note on update status: The displayed date refers exclusively to the calculation of the NAV.

DISCLAIMER: The information on this page are for informational purposes only and should neither an offer to sell nor a solicitation for the purchase of the security or recommendation in favor of the security to be understood. baha GmbH assumes no liability despite thorough searches for the accuracy of the data.
Funds data from: www.mountain-view.com. Fact Sheet created by: www.baha.com

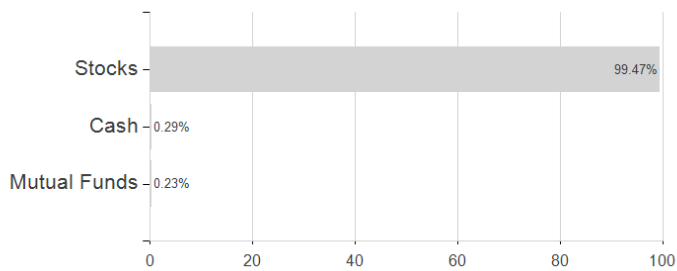
Xtrackers MSCI Europe UCITS ETF 1C / LU0274209237 / DBX1ME / DWS Investment SA

2 The Mountain-View Data Fund Rating calculates a comparative ranking for funds using yield, volatility and trend data. For more information visit [MVD Funds Rating](#)

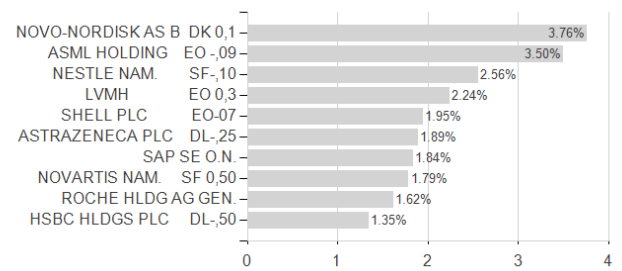
3 Displays the Ethical-Dynamical Ratio calculated according to standard criteria. The maximum value is 100. For more information visit [EDA](#)

Assessment Structure

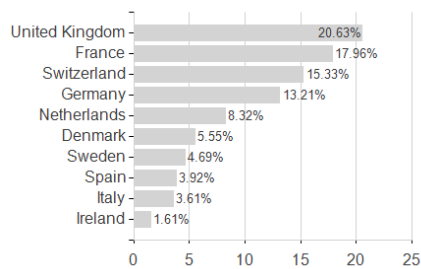
Assets



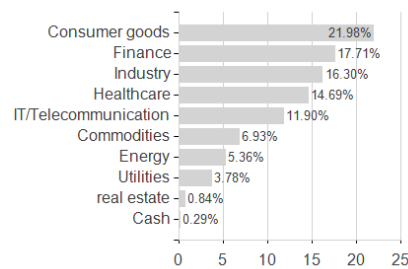
Largest positions



Countries



Branches



Currencies

