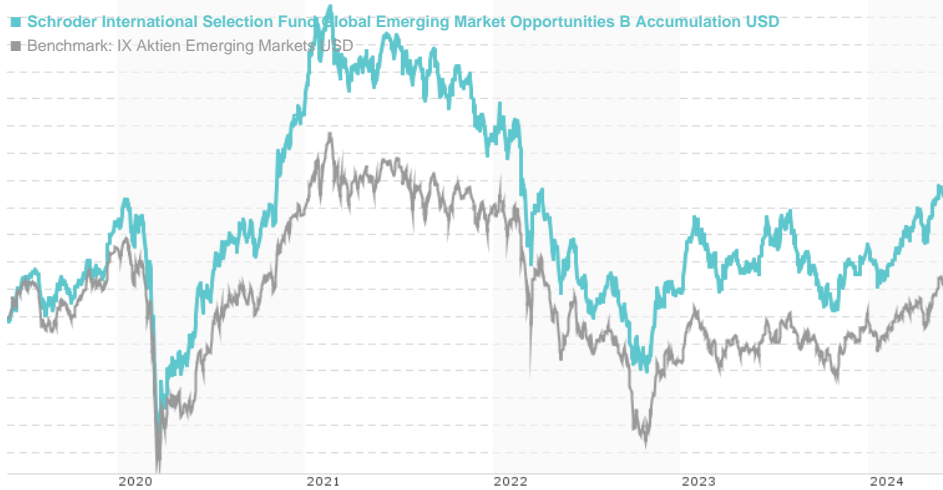


**Schroder International Selection Fund Global Emerging Market Opportunities B Accumulation USD / LU0269905138 /**

Last 05/31/2024 <sup>1</sup>	Region	Branch	Type of yield	Type
18.02 USD	Emerging Markets	Mixed Sectors	reinvestment	Equity Fund



**Risk key figures**

SRI 1 2 3 4 5 6 7

Mountain-View Funds Rating<sup>2</sup> EDA<sup>3</sup>

78

**Yearly Performance**

2023	+8.55%
2022	-21.71%
2021	-5.48%
2020	+20.90%
2019	+29.02%

Master data		Conditions		Other figures	
Fund type	Single fund	Issue surcharge	0.00%	Minimum investment	USD 1,000.00
Category	Equity	Planned administr. fee	0.00%	Savings plan	-
Sub category	Mixed Sectors	Deposit fees	0.30%	UCITS / OGAW	Yes
Fund domicile	Luxembourg	Redemption charge	0.00%	Performance fee	0.00%
Tranch volume	(05/31/2024) USD 5.96 mill.	Ongoing charges	-	Redeployment fee	0.00%
Total volume	(05/31/2024) USD 1,803.89 mill.	Dividends		Investment company	
Launch date	1/19/2007	Schroder IM (EU)			
KESr report funds	Yes	5, rue Höhenhof, 1736, Senningerberg			
Business year start	01.01.	Luxembourg			
Sustainability type	-	https://www.schroders.com			
Fund manager	Tom Wilson, Nicholas Field				

Performance	1M	6M	YTD	1Y	2Y	3Y	5Y	Since start
Performance	+1.26%	+8.82%	+5.44%	+10.65%	+4.93%	-20.37%	+21.68%	+80.20%
Performance p.a.	-	-	-	+10.62%	+2.43%	-7.31%	+4.00%	+3.45%
Sharpe ratio	1.05	1.18	0.79	0.49	-0.08	-0.64	0.01	-0.02
Volatility	11.58%	12.48%	12.62%	13.94%	16.15%	17.36%	19.46%	18.35%
Worst month	-	-5.66%	-5.66%	-6.75%	-12.70%	-12.70%	-19.24%	-20.57%
Best month	-	8.42%	5.00%	8.42%	14.44%	14.44%	14.44%	18.85%
Maximum loss	-3.72%	-6.87%	-5.67%	-15.37%	-21.24%	-40.80%	-42.68%	-

**Distribution permission**

Austria, Germany, Switzerland, United Kingdom, Luxembourg

<sup>1</sup> Important note on update status: The displayed date refers exclusively to the calculation of the NAV.

<sup>2</sup> The Mountain-View Data Fund Rating calculates a comparative ranking for funds using yield, volatility and trend data. For more information visit [MVD Funds Rating](#)

DISCLAIMER: The information on this page are for informational purposes only and should neither an offer to sell nor a solicitation for the purchase of the security or recommendation in favor of the security to be understood. baha GmbH assumes no liability despite thorough searches for the accuracy of the data.

Funds data from: [www.mountain-view.com](#). Fact Sheet created by: [www.baha.com](#)

Created: 06/01/2024

## Schroder International Selection Fund Global Emerging Market Opportunities B Accumulation USD / LU0269905138 /

### Investment strategy

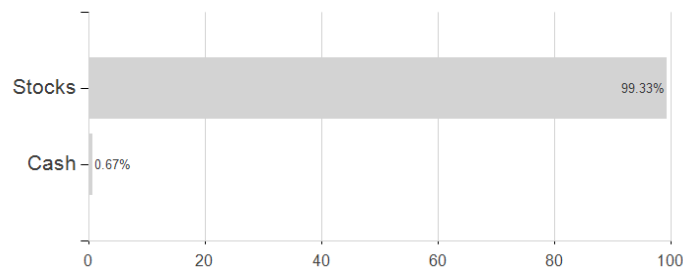
The fund is actively managed and invests at least two-thirds of its assets in equity and equity related securities of companies in emerging market countries worldwide. The fund may invest up to 40% of its assets in cash and global bonds in order to protect returns when the investment manager believes stock markets are expected to be particularly weak. The fund may invest directly in China-B Share and China H-Shares and may invest less than 20% of its assets (on a net basis) directly or indirectly (for example via participatory notes) in China A-Shares through Shanghai- Hong Kong Stock Connect and Shenzhen-Hong Kong Stock Connect and shares listed on the STAR Board and the ChiNext. The fund may also invest up to one-third of its assets directly or indirectly in other securities (including other asset classes), countries, regions, industries or currencies, investment funds, warrants and money market investments, and hold cash (subject to the restrictions provided in appendix I).

### Investment goal

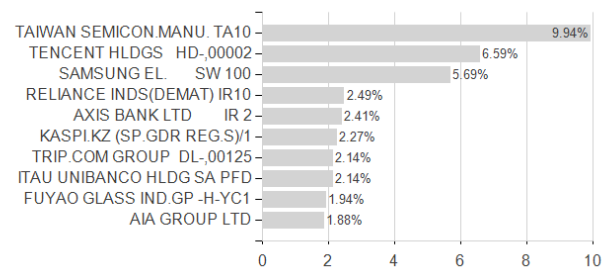
The fund aims to provide capital growth in excess of the MSCI Emerging Markets (Net TR) Index after fees have been deducted over a three to five year period by investing in equity and equity related securities of companies in emerging market countries worldwide.

### Assessment Structure

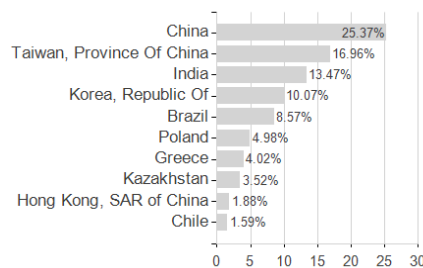
#### Assets



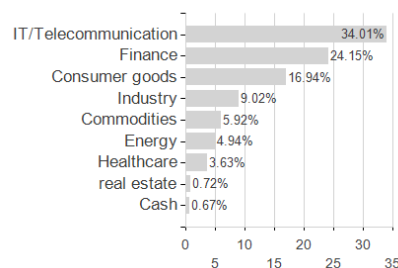
#### Largest positions



#### Countries



#### Branches



#### Currencies

