

## JPM US Select Equity Plus A (dist) - USD / LU0281482678 / A0MNVE / JPMorgan AM (EU)

Last 05/30/2024 <sup>1</sup>	Country	Branch	Type of yield	Type
46.92 USD	United States of America	Mixed Sectors	paying dividend	Equity Fund



### Risk key figures

SRI 1 2 3 4 5 6 7

Mountain-View Funds Rating<sup>2</sup>

EDA<sup>3</sup>

▲ ▲ ▲ ▲ ▲ ▲

### Yearly Performance

2023	+30.37%
2022	-20.26%
2021	+28.69%
2020	+23.71%
2019	+28.66%

Master data		Conditions		Other figures	
Fund type	Single fund	Issue surcharge	5.00%	Minimum investment	USD 35,000.00
Category	Equity	Planned administr. fee	0.00%	Savings plan	-
Sub category	Mixed Sectors	Deposit fees	0.00%	UCITS / OGAW	Yes
Fund domicile	Luxembourg	Redemption charge	0.50%	Performance fee	0.00%
Tranch volume	(05/30/2024) USD 96.53 mill.	Ongoing charges	-	Redeployment fee	0.00%
Total volume	(05/30/2024) USD 5,106.53 mill.	<b>Dividends</b>		<b>Investment company</b>	
Launch date	8/9/2007	13.09.2023	0.01 USD	JPMorgan AM (EU) PO Box 275, 2012, Luxembourg Luxembourg <a href="https://www.jpmorganassetmanagement.de">https://www.jpmorganassetmanagement.de</a>	
KESt report funds	Yes	14.09.2022	0.01 USD		
Business year start	01.07.	09.09.2021	0.01 USD		
Sustainability type	-	10.09.2020	0.01 USD		
Fund manager	Susan Bao, Steven Lee	05.09.2019	0.01 USD		

Performance	1M	6M	YTD	1Y	2Y	3Y	5Y	Since start
Performance	+3.26%	+20.52%	+15.20%	+32.28%	+43.70%	+35.80%	+119.31%	+387.33%
Performance p.a.	-	-	-	+32.18%	+19.88%	+10.75%	+16.99%	+9.87%
Sharpe ratio	3.70	3.43	2.90	2.38	0.97	0.40	0.68	0.32
Volatility	11.85%	12.21%	12.97%	11.98%	16.60%	17.42%	19.47%	19.31%
Worst month	-	-1.58%	-1.58%	-4.03%	-8.97%	-8.97%	-11.04%	-14.41%
Best month	-	9.54%	5.32%	9.54%	10.32%	10.32%	12.55%	13.04%
Maximum loss	-1.67%	-4.41%	-4.41%	-8.19%	-16.70%	-27.39%	-35.53%	-

### Distribution permission

Austria, Germany, Switzerland, United Kingdom, Luxembourg

<sup>1</sup> Important note on update status: The displayed date refers exclusively to the calculation of the NAV.

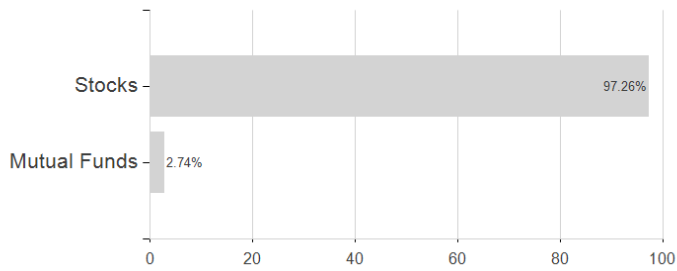
<sup>2</sup> The Mountain-View Data Fund Rating calculates a comparative ranking for funds using yield, volatility and trend data. For more information visit [MVD Funds Rating](#)

<sup>3</sup> Displays the Ethical-Dynamical Ratio calculated according to standard criteria. The maximum value is 100. For more information visit [EDA](#)

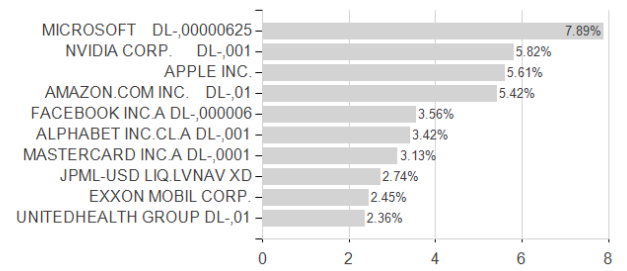
## JPM US Select Equity Plus A (dist) - USD / LU0281482678 / A0MNVE / JPMorgan AM (EU)

### Assessment Structure

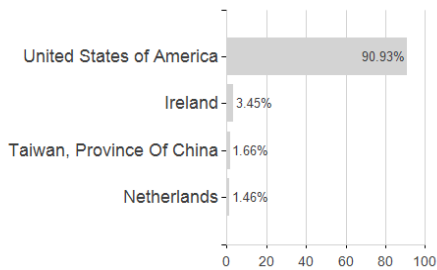
#### Assets



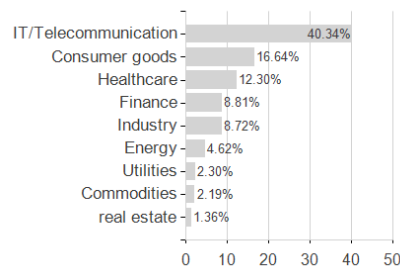
#### Largest positions



#### Countries



#### Branches



#### Currencies

