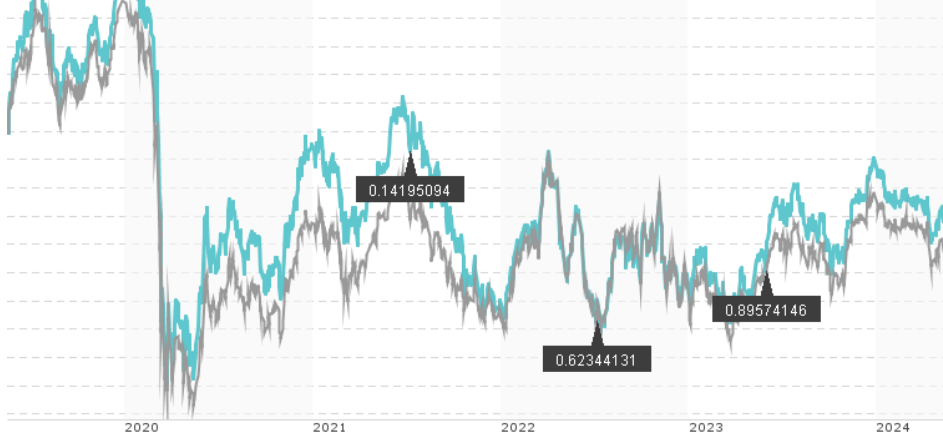


## HSBC GLOBAL INVESTMENT FUNDS - BRAZIL EQUITY ID / LU0196698236 / A0LF86 / HSBC Inv. Funds (LU)

Last 05/16/2024 <sup>1</sup>	Country	Branch	Type of yield	Type
13.07 USD	Brazil	Mixed Sectors	paying dividend	Equity Fund

■ HSBC GLOB. INVESTMENT FUNDS - BRAZIL EQUITY ID  
■ Benchmark: X Aktien Brasilien



### Risk key figures

SRI 1 2 3 4 5 6 7

Mountain-View Funds Rating<sup>2</sup>



EDA<sup>3</sup>

78

### Yearly Performance

2023	+27.42%
2022	+6.48%
2021	-27.99%
2020	-25.21%
2019	+26.13%

Master data		Conditions		Other figures	
Fund type	Single fund	Issue surcharge	5.00%	Minimum investment	USD 1,000,000.00
Category	Equity	Planned administr. fee	0.00%	Savings plan	-
Sub category	Mixed Sectors	Deposit fees	0.00%	UCITS / OGAW	Yes
Fund domicile	Luxembourg	Redemption charge	0.00%	Performance fee	0.00%
Tranch volume	(05/16/2024) USD 0.044 mill.	Ongoing charges	-	Redeployment fee	0.00%
Total volume	(05/16/2024) USD 142.84 mill.	Dividends		Investment company	
Launch date	8/31/2004	31.05.2023	0.90 USD	HSBC Inv. Funds (LU) 18, Boulevard de Kockelscheuer, 1821, Luxembourg Luxembourg <a href="http://www.assetmanagement.hsbc.lu">www.assetmanagement.hsbc.lu</a>	
KESr report funds	Yes	06.07.2022	0.62 USD		
Business year start	01.04.	08.07.2021	0.14 USD		
Sustainability type	-	08.07.2020	0.53 USD		
Fund manager	Victor Benavides, Lee Ray	11.07.2019	0.58 USD		

Performance	1M	6M	YTD	1Y	2Y	3Y	5Y	Since start
Performance	+5.54%	-3.39%	-11.12%	+8.40%	+8.12%	-9.09%	-17.08%	-50.44%
Performance p.a.	-	-	-	+8.38%	+3.97%	-3.13%	-3.67%	-4.12%
Sharpe ratio	4.41	-0.55	-1.67	0.20	0.01	-0.23	-0.20	-0.23
Volatility	20.14%	19.15%	18.62%	23.15%	29.61%	30.43%	36.72%	34.59%
Worst month	-	-6.98%	-6.98%	-8.94%	-19.73%	-19.73%	-36.91%	-37.87%
Best month	-	14.11%	8.35%	15.52%	15.52%	16.44%	22.57%	31.44%
Maximum loss	-3.09%	-15.78%	-13.62%	-17.44%	-25.34%	-38.90%	-57.75%	-

### Distribution permission

Austria, Germany, Switzerland, Luxembourg

<sup>1</sup> Important note on update status: The displayed date refers exclusively to the calculation of the NAV.

<sup>2</sup> The Mountain-View Data Fund Rating calculates a comparative ranking for funds using yield, volatility and trend data. For more information visit [MVD Funds Rating](https://www.mountain-view.com/mvd-funds-rating)

<sup>3</sup> Displays the Ethical-Dynamical Ratio calculated according to standard criteria. The maximum value is 100. For more information visit [EDA](https://www.mountain-view.com/eda)

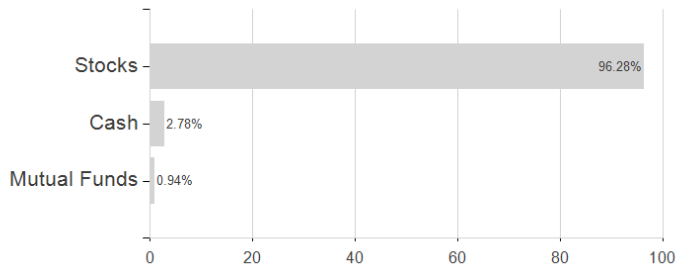
## HSBC GLOBAL INVESTMENT FUNDS - BRAZIL EQUITY ID / LU0196698236 / A0LF86 / HSBC Inv. Funds (LU)

### Investment goal

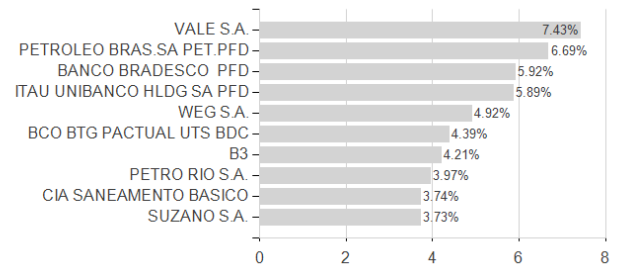
The sub-fund seeks long-term capital growth through a well diversified portfolio of investments in equity and equity equivalent securities of companies registered in, and/or with an official listing on a major stock exchange or other Regulated Market of Brazil, as well as those carrying out a preponderant part of their business activities in Brazil. There are no capitalisation restrictions, and it is anticipated that the sub-fund will seek to invest across a range of capitalisations.

### Assessment Structure

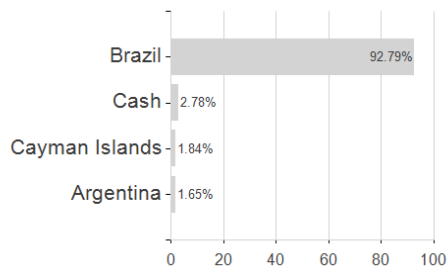
#### Assets



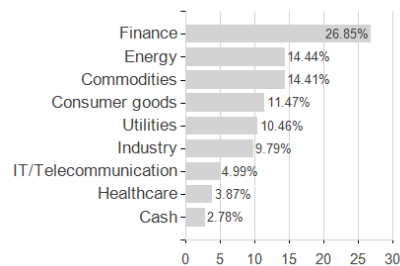
#### Largest positions



#### Countries



#### Branches



#### Currencies

