

## Leonardo UI - Anteilklasse G / DE000A0MYG12 / A0MYG1 / Universal-Investment

Last 05/14/2024 <sup>1</sup>	Region	Branch	Type of yield	Type
183.44 EUR	Worldwide	Mixed fund/flexible	paying dividend	Mixed Fund



## Risk key figures

SRI 1 2 3 4 5 6 7

Mountain-View Funds Rating<sup>2</sup>

▲▲▲▲▲▲

EDA<sup>3</sup>

75

## Yearly Performance

2023	+23.11%
2022	-22.77%
2021	+17.26%
2020	+4.14%
2019	+15.38%

Master data		Conditions		Other figures	
Fund type	Single fund	Issue surcharge	5.00%	Minimum investment	UNT 0
Category	Mixed Fund	Planned administr. fee	0.00%	Savings plan	Yes
Sub category	Mixed fund/flexible	Deposit fees	0.10%	UCITS / OGAW	Yes
Fund domicile	Germany	Redemption charge	0.00%	Performance fee	10.00%
Tranch volume	(05/14/2024) EUR 95.96 mill.	Ongoing charges	-	Redeployment fee	0.00%
Total volume	(05/14/2024) EUR 100.64 mill.	Dividends		Investment company	
Launch date	10/15/2007	15.02.2024	2.83 EUR	Universal-Investment Theodor-Heuss-Allee 70, 60486, Frankfurt am Main Germany <a href="https://www.universal-investment.com">https://www.universal-investment.com</a>	
KESr report funds	Yes	15.02.2022	3.62 EUR		
Business year start	01.01.	15.02.2021	1.00 EUR		
Sustainability type	-	17.02.2020	2.90 EUR		
Fund manager	I.C.M. Investment Bank AG	15.02.2019	0.51 EUR		

Performance	1M	6M	YTD	1Y	2Y	3Y	5Y	Since start
Performance	+0.59%	+10.64%	+6.19%	+18.79%	+21.90%	+8.18%	+29.95%	+110.72%
Performance p.a.	-	-	-	+18.79%	+10.42%	+2.65%	+5.37%	+4.59%
Sharpe ratio	1.06	5.78	4.32	3.28	0.75	-0.13	0.13	0.06
Volatility	3.60%	3.25%	3.26%	4.58%	8.82%	9.23%	11.94%	12.43%
Worst month	-	-0.49%	-0.49%	-0.96%	-7.01%	-7.01%	-18.11%	-18.45%
Best month	-	3.73%	2.73%	3.73%	7.80%	7.80%	10.61%	13.33%
Maximum loss	-0.83%	-1.09%	-1.09%	-2.70%	-13.91%	-27.85%	-33.41%	-

## Distribution permission

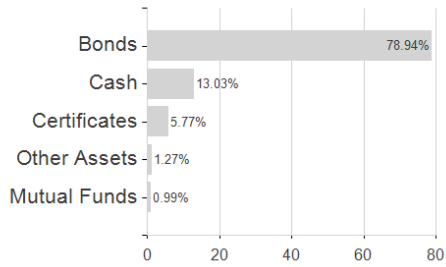
Austria, Germany

<sup>1</sup> Important note on update status: The displayed date refers exclusively to the calculation of the NAV.<sup>2</sup> The Mountain-View Data Fund Rating calculates a comparative ranking for funds using yield, volatility and trend data. For more information visit [MVD Funds Rating](#)<sup>3</sup> Displays the Ethical-Dynamical Ratio calculated according to standard criteria. The maximum value is 100. For more information visit [EDA](#)

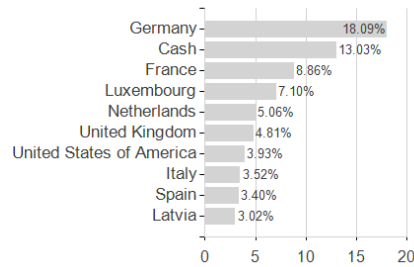
## Leonardo UI - Anteilklasse G / DE000A0MYG12 / A0MYG1 / Universal-Investment

### Assessment Structure

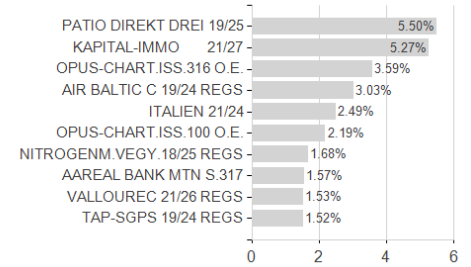
#### Assets



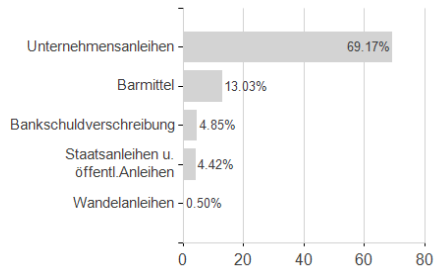
#### Countries



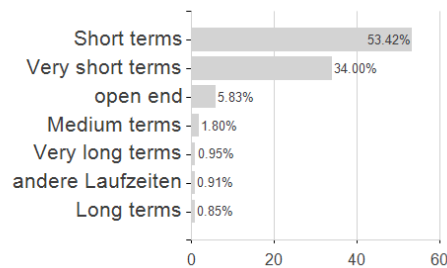
#### Largest positions



#### Issuer



#### Duration



#### Currencies

