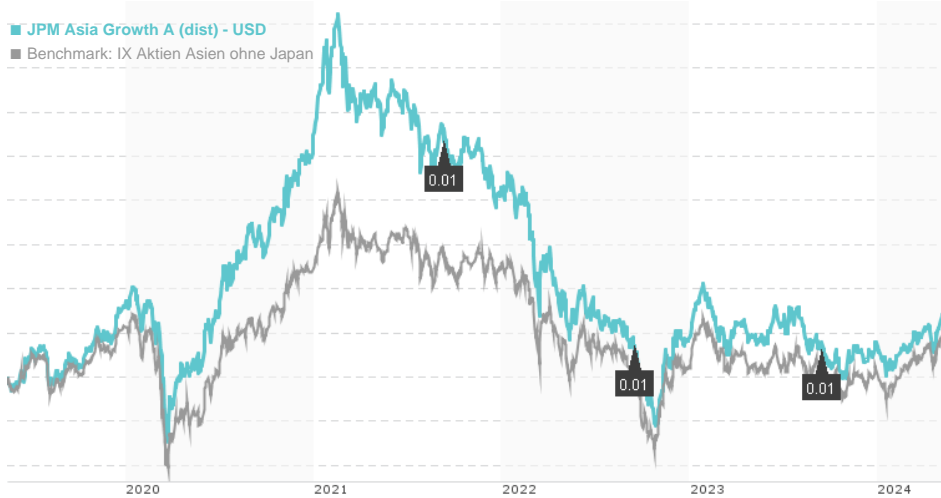


## JPM Asia Growth A (dist) - USD / LU0224733013 / A0ETTT / JPMorgan AM (EU)

Last 05/14/2024 <sup>1</sup>	Region	Branch	Type of yield	Type
14.18 USD	Asia (excl. Japan)	Mixed Sectors	paying dividend	Equity Fund

■ JPM Asia Growth A (dist) - USD  
■ Benchmark: IX Aktien Asien ohne Japan



## Risk key figures

SRI 1 2 3 4 5 6 7

Mountain-View Funds Rating<sup>2</sup>EDA<sup>3</sup>

▲ ▲ ▲ ▲ ▲ ▲

77

## Yearly Performance

2023	-0.37%
2022	-24.21%
2021	-7.93%
2020	+34.23%
2019	+26.34%

Master data		Conditions		Other figures	
Fund type	Single fund	Issue surcharge	5.00%	Minimum investment	USD 35,000.00
Category	Equity	Planned administr. fee	0.00%	Savings plan	-
Sub category	Mixed Sectors	Deposit fees	0.00%	UCITS / OGAW	Yes
Fund domicile	Luxembourg	Redemption charge	0.50%	Performance fee	0.00%
Tranch volume	(05/14/2024) USD 10.17 mill.	Ongoing charges	-	Redeployment fee	0.00%
Total volume	(05/14/2024) USD 738.57 mill.	Dividends		Investment company	
Launch date	10/19/2007	13.09.2023	0.01 USD	JPMorgan AM (EU) PO Box 275, 2012, Luxembourg Luxembourg <a href="https://www.jpmorganassetmanagement.de">https://www.jpmorganassetmanagement.de</a>	
KESr report funds	Yes	14.09.2022	0.01 USD		
Business year start	01.07.	09.09.2021	0.01 USD		
Sustainability type	-	10.09.2020	0.01 USD		
Fund manager	Joanna Kwok, Mark Davids	05.09.2019	0.01 USD		

Performance	1M	6M	YTD	1Y	2Y	3Y	5Y	Since start
Performance	+5.82%	+10.35%	+6.62%	+6.54%	+3.66%	-26.22%	+15.50%	+47.11%
Performance p.a.	-	-	-	+6.54%	+1.82%	-9.63%	+2.92%	+2.36%
Sharpe ratio	5.75	1.31	1.11	0.19	-0.11	-0.72	-0.04	-0.07
Volatility	17.38%	13.90%	13.86%	14.59%	17.67%	18.83%	20.37%	20.87%
Worst month	-	-5.86%	-5.86%	-6.86%	-12.52%	-12.52%	-12.52%	-21.58%
Best month	-	6.09%	4.47%	6.09%	19.82%	19.82%	19.82%	19.82%
Maximum loss	-2.99%	-7.22%	-6.44%	-14.18%	-26.14%	-46.63%	-50.98%	-

## Distribution permission

Austria, Germany, Switzerland, United Kingdom, Luxembourg

<sup>1</sup> Important note on update status: The displayed date refers exclusively to the calculation of the NAV.

<sup>2</sup> The Mountain-View Data Fund Rating calculates a comparative ranking for funds using yield, volatility and trend data. For more information visit [MVD Funds Rating](#)

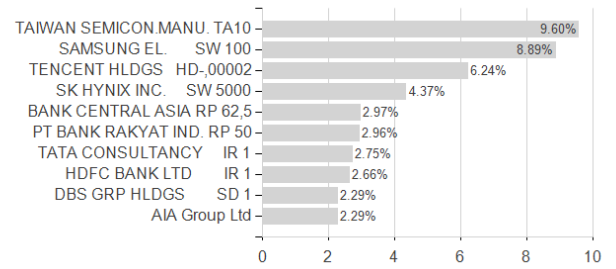
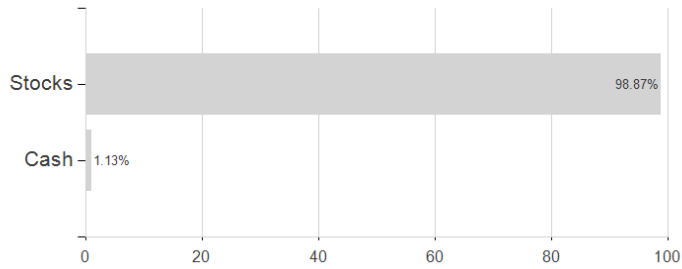
<sup>3</sup> Displays the Ethical-Dynamical Ratio calculated according to standard criteria. The maximum value is 100. For more information visit [EDA](#)

## JPM Asia Growth A (dist) - USD / LU0224733013 / A0ETTT / JPMorgan AM (EU)

### Assessment Structure

#### Assets

#### Largest positions



#### Countries

#### Branches

#### Currencies

