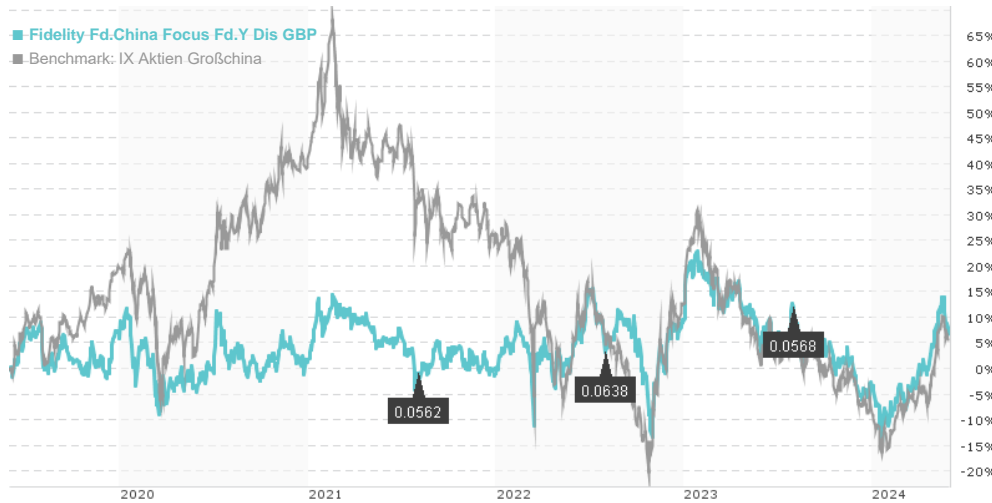


## Fidelity Fd.China Focus Fd.Y Dis GBP / LU0457959939 / FID002 / FIL IM (LU)

Last 05/30/2024 <sup>1</sup>	Region	Branch	Type of yield	Type
1.92 GBP	Greater China	Mixed Sectors	paying dividend	Equity Fund



### Risk key figures

SRI 1 2 3 4 5 6 7

Mountain-View Funds Rating<sup>2</sup> EDA<sup>3</sup>

71

### Yearly Performance

2023	-10.63%
2022	+9.99%
2021	-2.53%
2020	-3.87%
2019	+11.02%

Master data		Conditions		Other figures	
Fund type	Single fund	Issue surcharge	0.00%	Minimum investment	USD 2,500.00
Category	Equity	Planned administr. fee	0.00%	Savings plan	-
Sub category	Mixed Sectors	Deposit fees	0.35%	UCITS / OGAW	Yes
Fund domicile	Luxembourg	Redemption charge	0.00%	Performance fee	0.00%
Tranch volume	(05/30/2024) USD 151.87 mill.	Ongoing charges	-	Redeployment fee	0.00%
Total volume	(04/30/2024) USD 2,953.44 mill.	<b>Dividends</b>		<b>Investment company</b>	
Launch date	10/26/2009	01.08.2023	0.06 GBP	FIL IM (LU) Kärntner Straße 9, Top 8, 1010, Wien Austria <a href="https://www.fidelity.at">https://www.fidelity.at</a>	
KESt report funds	No	01.08.2022	0.06 GBP		
Business year start	01.05.	02.08.2021	0.06 GBP		
Sustainability type	-	03.08.2020	0.05 GBP		
Fund manager	Nitin Bajaj, Alice Li	01.08.2019	0.04 GBP		

Performance	1M	6M	YTD	1Y	2Y	3Y	5Y	Since start
Performance	+2.51%	+8.28%	+9.57%	+3.09%	+4.14%	+1.34%	+6.75%	-76.02%
Performance p.a.	-	-	-	+3.08%	+2.05%	+0.44%	+1.31%	-7.74%
Sharpe ratio	1.62	0.67	1.01	-0.04	-0.08	-0.16	-0.12	-0.43
Volatility	19.39%	20.29%	21.06%	19.20%	20.92%	20.77%	20.22%	27.11%
Worst month	-	-8.43%	-8.43%	-8.43%	-16.84%	-16.84%	-16.84%	-87.73%
Best month	-	7.14%	7.14%	7.14%	23.05%	23.05%	23.05%	23.05%
Maximum loss	-6.33%	-13.46%	-11.67%	-24.21%	-30.50%	-30.50%	-30.50%	-

### Distribution permission

Austria, Germany, Switzerland

<sup>1</sup> Important note on update status: The displayed date refers exclusively to the calculation of the NAV.

<sup>2</sup> The Mountain-View Data Fund Rating calculates a comparative ranking for funds using yield, volatility and trend data. For more information visit [MVD Funds Rating](#)

<sup>3</sup> Displays the Ethical-Dynamical Ratio calculated according to standard criteria. The maximum value is 100. For more information visit [EDA](#)

## Fidelity Fd.China Focus Fd.Y Dis GBP / LU0457959939 / FID002 / FIL IM (LU)

### Investment strategy

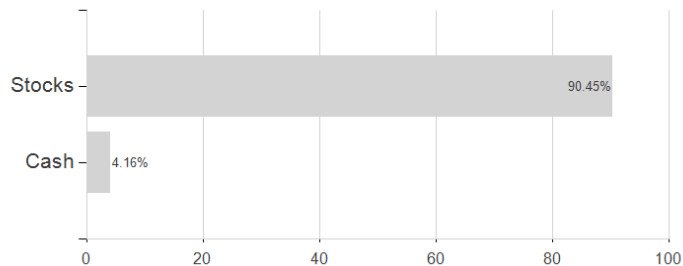
This fund aims to hold 100% direct exposure to China. The fund manager is willing to invest in small and medium-sized companies which have solid corporate fundamentals and sustainable earnings growth. In stocks in which a high level of confidence is held, the manager is willing to take large positions. The manager is benchmark aware, but overall stock weightings are driven solely by a bottom-up stock picking process.

### Investment goal

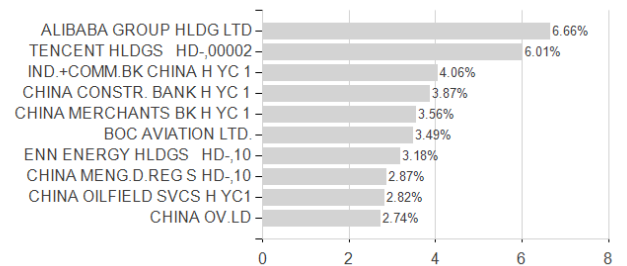
The fund will primarily focus on China through investment in securities of Chinese companies listed in China and Hong Kong, as well as securities in non-Chinese companies which have a significant portion of their activities in China. The fund may invest its net assets directly in China A and B shares.

### Assessment Structure

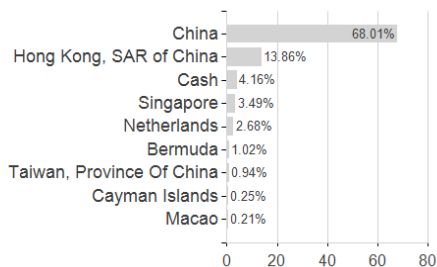
#### Assets



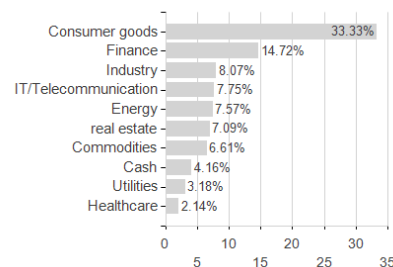
#### Largest positions



#### Countries



#### Branches



#### Currencies

