

## DWS Invest Gold and Precious Metals Equities LD / LU0363470401 / DWS0TP / DWS Investment SA

Last 05/16/2024 <sup>1</sup>	Region	Branch	Type of yield	Type
102.16 EUR	Worldwide	Sector Precious Metals	paying dividend	Equity Fund



## Risk key figures

SRI 1 2 3 4 5 6 7

Mountain-View Funds Rating<sup>2</sup>EDA<sup>3</sup>

80

## Yearly Performance

2023	+0.02%
2022	-5.29%
2021	-2.59%
2020	+17.01%
2019	+44.99%

Master data		Conditions		Other figures	
Fund type	Single fund	Issue surcharge	5.00%	Minimum investment	UNT 0
Category	Equity	Planned administr. fee	0.00%	Savings plan	Yes
Sub category	Sector Precious Metals	Deposit fees	0.00%	UCITS / OGAW	Yes
Fund domicile	Luxembourg	Redemption charge	0.00%	Performance fee	0.00%
Tranch volume	(05/16/2024) USD 263.18 mill.	Ongoing charges	-	Redeployment fee	0.00%
Total volume	(03/28/2024) USD 442.17 mill.	Dividends		Investment company	
Launch date	7/1/2008	08.03.2024	1.44 EUR	DWS Investment SA Mainzer Landstraße 11-17, 60329, Frankfurt am Main Germany <a href="https://www.dws.de">https://www.dws.de</a>	
KESr report funds	Yes	10.03.2023	1.69 EUR		
Business year start	01.01.	04.03.2022	1.07 EUR		
Sustainability type	-	05.03.2021	0.05 EUR		
Fund manager	Taylor Smith, Darwei Kung, Avi Feinberg	06.03.2020	0.05 EUR		

Performance	1M	6M	YTD	1Y	2Y	3Y	5Y	Since start
Performance	+6.33%	+27.09%	+17.23%	+3.67%	+10.71%	+0.69%	+75.68%	+9.05%
Performance p.a.	-	-	-	+3.66%	+5.21%	+0.23%	+11.92%	+0.55%
Sharpe ratio	3.72	2.09	1.81	-0.01	0.05	-0.13	0.25	-0.10
Volatility	28.84%	27.86%	27.52%	25.46%	26.02%	26.80%	31.92%	32.73%
Worst month	-	-7.74%	-7.74%	-7.74%	-12.42%	-12.42%	-12.57%	-30.22%
Best month	-	19.67%	19.67%	19.67%	19.67%	19.67%	43.36%	43.36%
Maximum loss	-3.85%	-17.66%	-15.59%	-24.44%	-27.00%	-36.33%	-37.24%	-

## Distribution permission

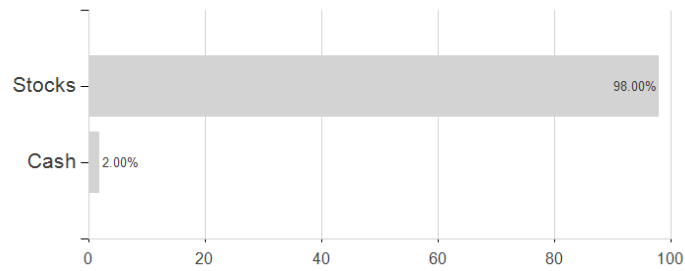
Germany, Switzerland, Luxembourg

<sup>1</sup> Important note on update status: The displayed date refers exclusively to the calculation of the NAV.<sup>2</sup> The Mountain-View Data Fund Rating calculates a comparative ranking for funds using yield, volatility and trend data. For more information visit [MVD Funds Rating](#)<sup>3</sup> Displays the Ethical-Dynamical Ratio calculated according to standard criteria. The maximum value is 100. For more information visit [EDA](#)

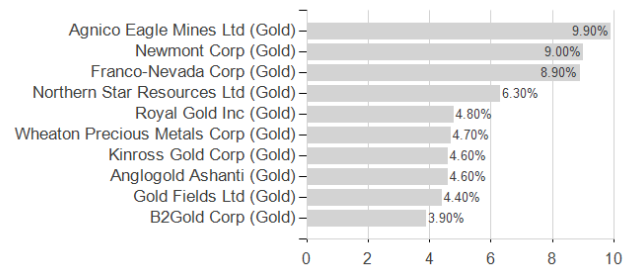
## DWS Invest Gold and Precious Metals Equities LD / LU0363470401 / DWS0TP / DWS Investment SA

### Assessment Structure

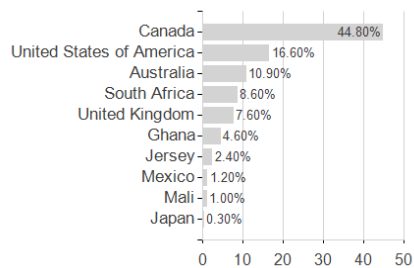
#### Assets



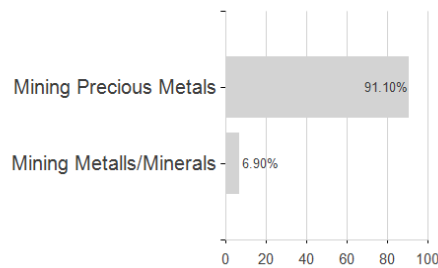
#### Largest positions



#### Countries



#### Branches



#### Currencies

