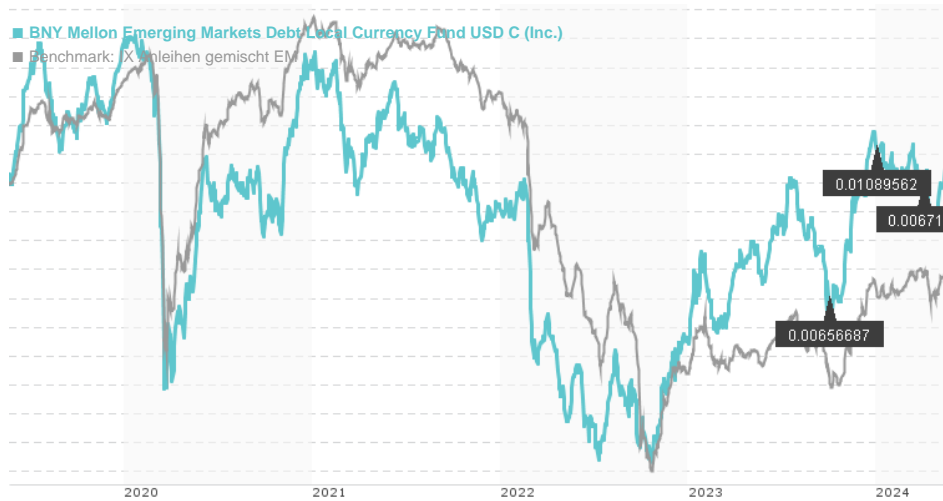


BNY Mellon Emerging Markets Debt Local Currency Fund USD C (Inc.) / IE00B241BS79 / A0NEUN / BNY Mellon Fund

Last 05/22/2024 ¹	Region	Branch	Type of yield	Type
0.46 USD	Emerging Markets	Bonds: Mixed	paying dividend	Fixed-Income Fund



Risk key figures

SRI 1 2 3 4 5 6 7

Mountain-View Funds Rating²EDA³

69

Yearly Performance

2023	+15.89%
2022	-9.10%
2021	-8.91%
2020	-1.78%
2019	+11.10%

Master data		Conditions		Other figures	
Fund type	Single fund	Issue surcharge	5.00%	Minimum investment	USD 5,000,000.00
Category	Bonds	Planned administr. fee	0.00%	Savings plan	-
Sub category	Bonds: Mixed	Deposit fees	0.15%	UCITS / OGAW	Yes
Fund domicile	Ireland	Redemption charge	0.00%	Performance fee	0.00%
Tranch volume	(05/22/2024) EUR 0.007 mill.	Ongoing charges	-	Redeployment fee	0.00%
Total volume	-	Dividends		Investment company	
Launch date	1/10/2008	02.04.2024	0.01 USD	BNY Mellon Fund M. 160 Queen Victoria Street, EC4V4LA, London United Kingdom https://www.bnymellon.com	
KESr report funds	Yes	02.01.2024	0.01 USD		
Business year start	01.01.	02.10.2023	0.01 USD		
Sustainability type	-	03.07.2023	0.01 USD		
Fund manager	Teamansatz	03.04.2023	0.01 USD		

Performance	1M	6M	YTD	1Y	2Y	3Y	5Y	Since start
Performance	+3.31%	+2.11%	-2.52%	+7.44%	+16.63%	-3.71%	+0.84%	+7.42%
Performance p.a.	-	-	-	+7.42%	+7.99%	-1.25%	+0.17%	+0.44%
Sharpe ratio	7.61	0.07	-1.61	0.43	0.43	-0.54	-0.36	-0.34
Volatility	5.89%	6.73%	6.37%	8.36%	9.65%	9.34%	10.10%	10.03%
Worst month	-	-2.69%	-2.69%	-3.94%	-4.76%	-5.35%	-14.51%	-16.26%
Best month	-	7.07%	4.13%	7.07%	7.07%	7.07%	7.50%	9.52%
Maximum loss	-0.58%	-6.30%	-5.65%	-10.28%	-10.28%	-24.62%	-26.82%	-

Distribution permission

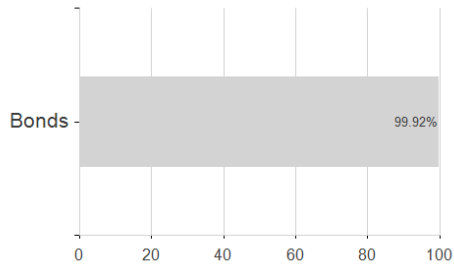
Austria, Germany, Switzerland, United Kingdom

¹ Important note on update status: The displayed date refers exclusively to the calculation of the NAV.² The Mountain-View Data Fund Rating calculates a comparative ranking for funds using yield, volatility and trend data. For more information visit [MVD Funds Rating](#)³ Displays the Ethical-Dynamical Ratio calculated according to standard criteria. The maximum value is 100. For more information visit [EDA](#)


BNY Mellon Emerging Markets Debt Local Currency Fund USD C (Inc.) / IE00B241BS79 / A0NEUN / BNY Mellon Fund

Assessment Structure

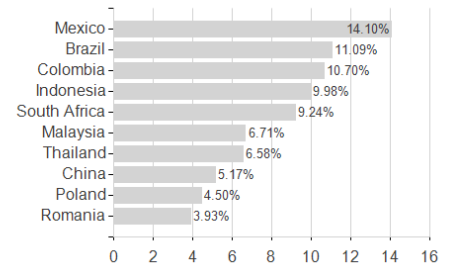
Assets



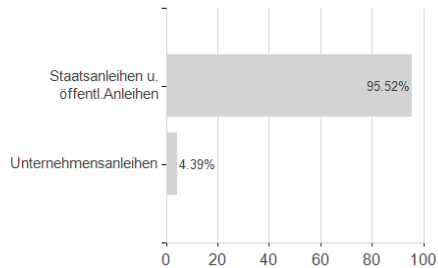
Largest positions



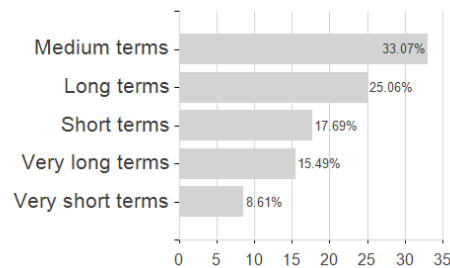
Countries



Issuer



Duration



Currencies

