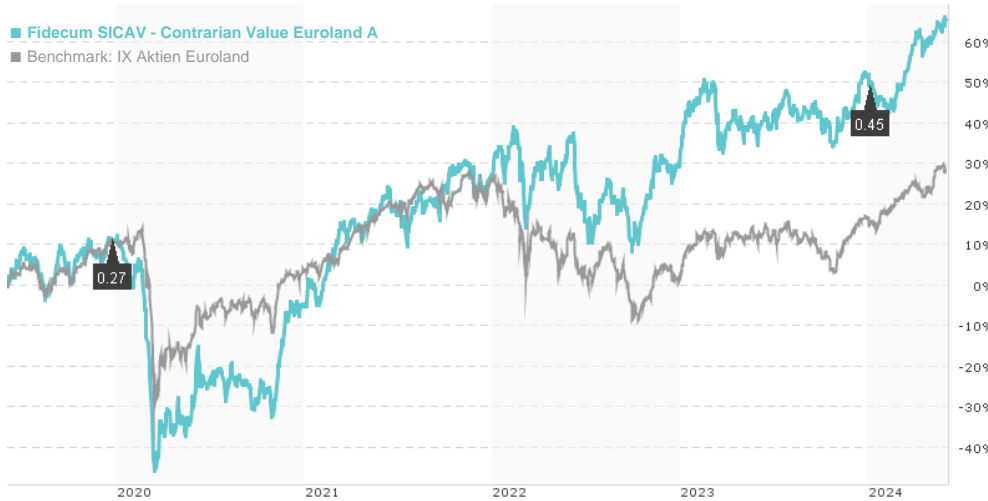


## Fidcum SICAV - Contrarian Value Euroland A / LU0370217092 / A0Q4S6 / LRI Invest

Last 05/31/2024 <sup>1</sup>	Region	Branch	Type of yield	Type
117.33 EUR	Euroland	Mixed Sectors	paying dividend	Equity Fund

■ Fidcum SICAV - Contrarian Value Euroland A  
■ Benchmark: IX Aktien Euroland



### Risk key figures

SRI 1 2 3 4 5 6 7

Mountain-View Funds Rating<sup>2</sup> EDA<sup>3</sup>

78

### Yearly Performance

2023	+17.18%
2022	+2.17%
2021	+33.41%
2020	-14.39%
2019	+10.62%

Master data		Conditions		Other figures	
Fund type	Single fund	Issue surcharge	5.00%	Minimum investment	EUR 2,000.00
Category	Equity	Planned administr. fee	0.00%	Savings plan	-
Sub category	Mixed Sectors	Deposit fees	0.05%	UCITS / OGAW	Yes
Fund domicile	Luxembourg	Redemption charge	0.00%	Performance fee	0.00%
Tranch volume	(05/30/2024) EUR 4.55 mill.	Ongoing charges	-	Redeployment fee	0.00%
Total volume	(05/30/2024) EUR 35.47 mill.	Dividends		Investment company	
Launch date	7/14/2008	03.01.2024	0.45 EUR	LRI Invest 9A, rue Gabriel Lippmann, 5365, Munsbach Luxembourg http://www.lri-invest.lu	
KESr report funds	Yes	23.12.2019	0.27 EUR		
Business year start	01.10.	21.12.2018	0.61 EUR		
Sustainability type	-	19.12.2017	0.57 EUR		
Fund manager	Hans-Peter Schupp	22.12.2016	0.82 EUR		

Performance	1M	6M	YTD	1Y	2Y	3Y	5Y	Since start
Performance	+3.80%	+16.13%	+9.40%	+23.09%	+22.29%	+38.20%	+65.15%	+146.08%
Performance p.a.	-	-	-	+23.02%	+10.57%	+11.38%	+10.54%	+5.83%
Sharpe ratio	4.97	2.76	1.87	1.55	0.39	0.40	0.26	0.08
Volatility	10.31%	11.30%	11.05%	12.42%	17.27%	18.91%	25.74%	25.41%
Worst month	-	-3.80%	-3.80%	-4.85%	-14.44%	-14.44%	-24.43%	-25.10%
Best month	-	6.69%	6.69%	6.69%	11.61%	11.61%	33.64%	33.64%
Maximum loss	-1.49%	-6.50%	-6.22%	-9.26%	-21.21%	-22.08%	-51.78%	-

### Distribution permission

Austria, Germany

<sup>1</sup> Important note on update status: The displayed date refers exclusively to the calculation of the NAV.

<sup>2</sup> The Mountain-View Data Fund Rating calculates a comparative ranking for funds using yield, volatility and trend data. For more information visit [MVD Funds Rating](#)

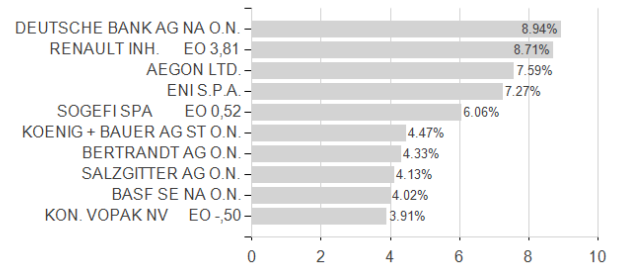
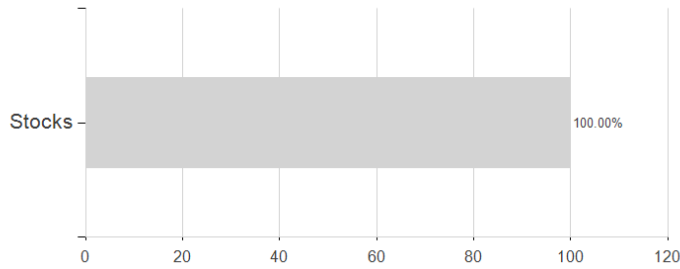
<sup>3</sup> Displays the Ethical-Dynamical Ratio calculated according to standard criteria. The maximum value is 100. For more information visit [EDA](#)

## Fidcum SICAV - Contrarian Value Euroland A / LU0370217092 / A0Q4S6 / LRI Invest

### Assessment Structure

#### Assets

#### Largest positions



#### Countries

#### Branches

#### Currencies

