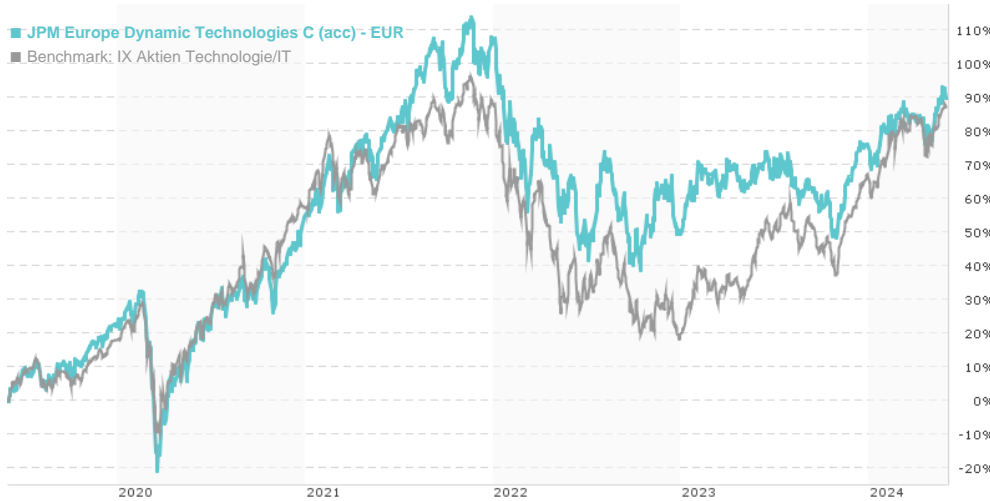


## JPM Europe Dynamic Technologies C (acc) - EUR / LU0129494729 / 666257 / JPMorgan AM (EU)

Last 05/30/2024 <sup>1</sup>	Region	Branch	Type of yield	Type
520.31 EUR	Europe	Sector Technology	reinvestment	Equity Fund

■ JPM Europe Dynamic Technologies C (acc) - EUR  
■ Benchmark: IX Aktien Technologie/IT



## Risk key figures

SRI 1 2 3 4 5 6 7

Mountain-View Funds Rating<sup>2</sup> EDA<sup>3</sup>

▲ ▲ ▲ ▲ ▲ ▲ 80

## Yearly Performance

2023	+18.02%
2022	-27.88%
2021	+33.65%
2020	+26.86%
2019	+41.74%

Master data		Conditions		Other figures	
Fund type	Single fund	Issue surcharge	0.00%	Minimum investment	USD 10,000,000.00
Category	Equity	Planned administr. fee	0.00%	Savings plan	-
Sub category	Sector Technology	Deposit fees	0.00%	UCITS / OGAW	Yes
Fund domicile	Luxembourg	Redemption charge	0.00%	Performance fee	0.00%
Tranch volume	(05/30/2024) EUR 52.27 mill.	Ongoing charges	-	Redeployment fee	0.00%
Total volume	(05/30/2024) EUR 716.57 mill.	Dividends		Investment company	
Launch date	6/20/2008	JPMorgan AM (EU)			
KESr report funds	Yes	PO Box 275, 2012, Luxembourg			
Business year start	01.07.	Luxembourg			
Sustainability type	-	https://www.jpmorganassetmanagement.de			
Fund manager	Jon Ingram, John Baker, Alex Whyte				

Performance	1M	6M	YTD	1Y	2Y	3Y	5Y	Since start
Performance	+6.01%	+12.58%	+7.81%	+12.47%	+13.82%	+6.87%	+86.06%	+420.31%
Performance p.a.	-	-	-	+12.43%	+6.68%	+2.24%	+13.21%	+15.64%
Sharpe ratio	7.50	1.57	1.04	0.55	0.15	-0.07	0.41	0.59
Volatility	13.27%	14.77%	15.78%	15.69%	19.81%	21.64%	23.20%	20.02%
Worst month	-	-2.96%	-2.96%	-6.50%	-11.01%	-11.50%	-13.95%	-13.95%
Best month	-	12.26%	6.01%	12.26%	16.57%	16.57%	16.57%	16.57%
Maximum loss	-1.71%	-6.77%	-6.77%	-14.61%	-20.15%	-35.00%	-40.37%	-

## Distribution permission

Austria, Germany, Switzerland, Luxembourg

1 Important note on update status: The displayed date refers exclusively to the calculation of the NAV.

2 The Mountain-View Data Fund Rating calculates a computative ranking for funds using yield, volatility and trend data. For more information visit [MVD Funds Rating](#)

3 Displays the Ethical-Dynamical Ratio calculated according to standard criteria. The maximum value is 100. For more information visit [EDA](#)

DISCLAIMER: The information on this page are for informational purposes only and should neither an offer to sell nor a solicitation for the purchase of the security or recommendation in favor of the security to be understood. baha GmbH assumes no liability despite thorough searches for the accuracy of the data.

Funds data from: [www.mountain-view.com](http://www.mountain-view.com). Fact Sheet created by: [www.baha.com](http://www.baha.com)

Created: 06/01/2024

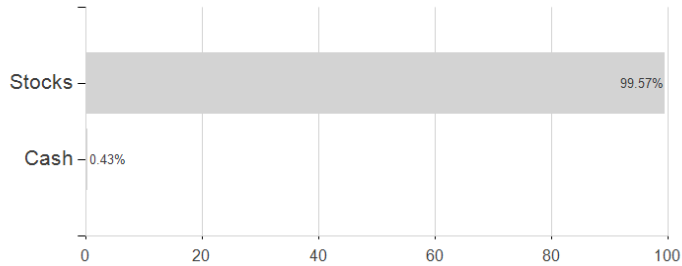
## JPM Europe Dynamic Technologies C (acc) - EUR / LU0129494729 / 666257 / JPMorgan AM (EU)

### Investment goal

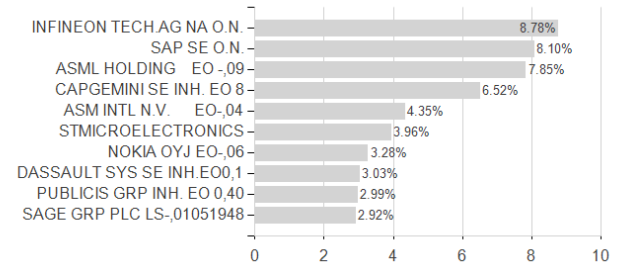
To provide long-term capital growth by investing primarily in technology related companies in Europe.

### Assessment Structure

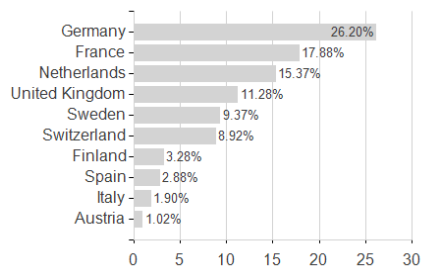
#### Assets



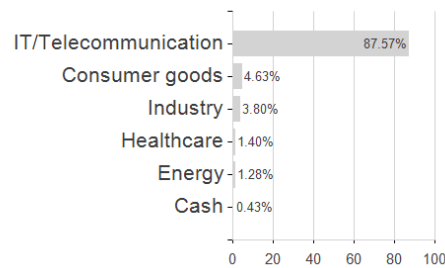
#### Largest positions



#### Countries



#### Branches



#### Currencies

