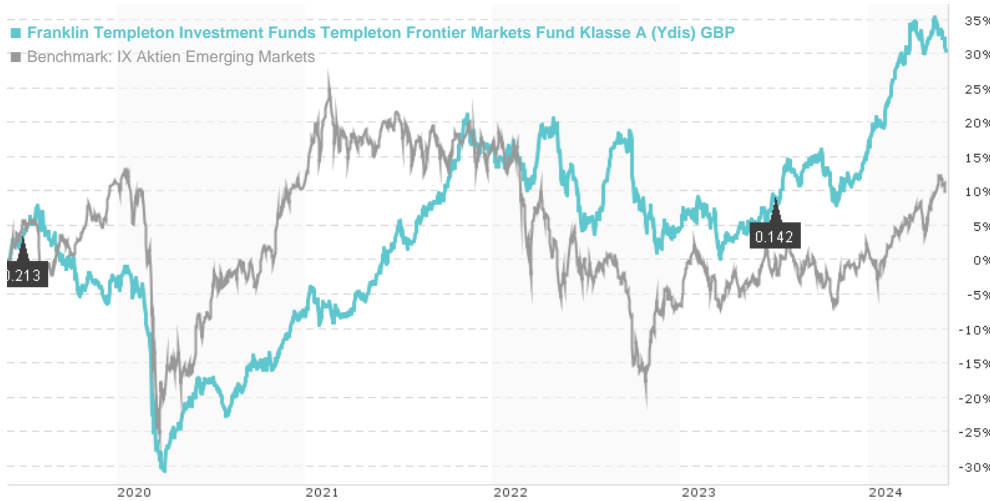


## Franklin Templeton Investment Funds Templeton Frontier Markets Fund Klasse A (Ydis) GBP / LU0390137114 /

Last 05/30/2024 <sup>1</sup>	Region	Branch	Type of yield	Type
28.61 GBP	Emerging Markets	Mixed Sectors	paying dividend	Equity Fund

■ Franklin Templeton Investment Funds Templeton Frontier Markets Fund Klasse A (Ydis) GBP  
■ Benchmark: IX Aktien Emerging Markets



## Risk key figures

SRI 1 2 3 4 5 6 7

Mountain-View Funds Rating<sup>2</sup>EDA<sup>3</sup>

▲ ▲ ▲ ▲ ▲ ▲

74

## Yearly Performance

2023	+10.44%
2022	-9.91%
2021	+26.39%
2020	-4.43%
2019	+2.78%

Master data		Conditions		Other figures	
Fund type	Single fund	Issue surcharge	5.75%	Minimum investment	USD 1,000.00
Category	Equity	Planned administr. fee	0.00%	Savings plan	-
Sub category	Mixed Sectors	Deposit fees	0.14%	UCITS / OGAW	Yes
Fund domicile	Luxembourg	Redemption charge	0.00%	Performance fee	0.00%
Tranch volume	(04/30/2024) USD 2.43 mill.	Ongoing charges	-	Redeployment fee	0.00%
Total volume	(04/30/2024) USD 263.73 mill.	Dividends		Investment company	
Launch date	10/14/2008	03.07.2023	0.14 GBP	Franklin Templeton Schottenring 16, 2.OG, 1010, Wien Austria <a href="https://www.franklintempleton.at">https://www.franklintempleton.at</a>	
KESr report funds	No	01.07.2019	0.21 GBP		
Business year start	01.07.	02.07.2018	0.16 GBP		
Sustainability type	-	03.07.2017	0.18 GBP		
Fund manager	Bassel Khatoun, Ahmed Awany	01.07.2016	0.36 GBP		

Performance	1M	6M	YTD	1Y	2Y	3Y	5Y	Since start
Performance	-1.55%	+17.06%	+12.90%	+24.10%	+15.53%	+30.76%	+30.09%	+210.07%
Performance p.a.	-	-	-	+24.03%	+7.48%	+9.35%	+5.40%	+7.51%
Sharpe ratio	-2.77	3.84	3.37	2.22	0.33	0.50	0.12	0.30
Volatility	7.62%	8.74%	9.15%	9.14%	11.19%	11.20%	13.27%	12.47%
Worst month	-	-1.66%	-1.66%	-6.29%	-7.51%	-7.51%	-21.80%	-21.80%
Best month	-	8.15%	8.15%	8.15%	8.88%	8.88%	8.88%	10.67%
Maximum loss	-3.57%	-3.57%	-3.57%	-7.03%	-15.68%	-17.32%	-35.85%	-

## Distribution permission

Austria, Germany, Switzerland, United Kingdom, Luxembourg

<sup>1</sup> Important note on update status: The displayed date refers exclusively to the calculation of the NAV.

<sup>2</sup> The Mountain-View Data Fund Rating calculates a comparative ranking for funds using yield, volatility and trend data. For more information visit [MVD Funds Rating](#)

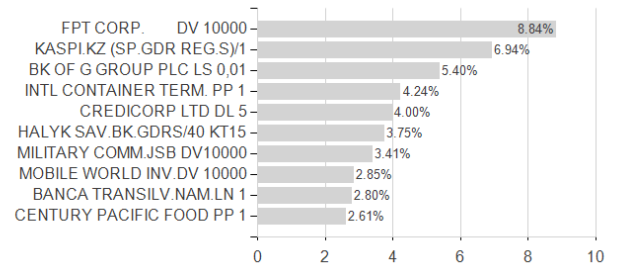
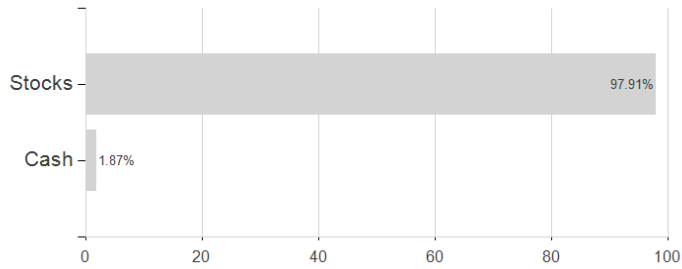
<sup>3</sup> Displays the Ethical-Dynamical Ratio calculated according to standard criteria. The maximum value is 100. For more information visit [EDA](#)

# Franklin Templeton Investment Funds Templeton Frontier Markets Fund Klasse A (Ydis) GBP / LU0390137114 /

## Assessment Structure

### Assets

### Largest positions



### Countries

### Branches

### Currencies

