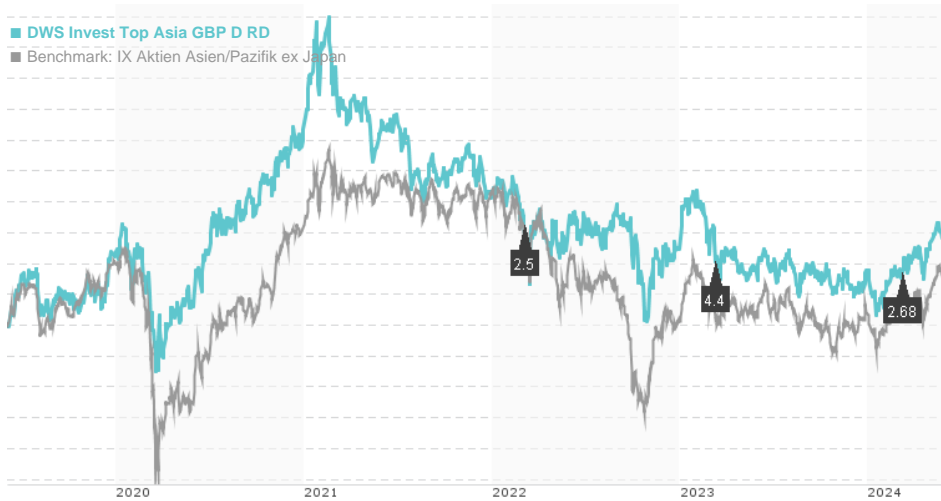


DWS Invest Top Asia GBP D RD / LU0399358562 / DWS0V3 / DWS Investment SA

Last 06/03/2024 ¹	Region	Branch	Type of yield	Type
236.90 GBP	Asia/Pacific ex Japan	Mixed Sectors	paying dividend	Equity Fund



Risk key figures

SRI 1 2 3 4 5 6 7

Mountain-View Funds Rating²

EDA³

▲ ▲ ▲ ▲ ▲ ▲

77

Yearly Performance

2023	-3.06%
2022	-6.85%
2021	-8.54%
2020	+18.68%
2019	+17.43%

Master data		Conditions		Other figures	
Fund type	Single fund	Issue surcharge	0.00%	Minimum investment	UNT 0
Category	Equity	Planned administr. fee	0.00%	Savings plan	-
Sub category	Mixed Sectors	Deposit fees	0.00%	UCITS / OGAW	Yes
Fund domicile	Luxembourg	Redemption charge	0.00%	Performance fee	0.00%
Tranch volume	(06/03/2024) EUR 0.065 mill.	Ongoing charges	-	Redeployment fee	0.00%
Total volume	(03/28/2024) EUR 282.66 mill.	Dividends		Investment company	
Launch date	1/19/2009	08.03.2024	2.68 GBP	DWS Investment SA Mainzer Landstraße 11-17, 60329, Frankfurt am Main Germany https://www.dws.de	
KESr report funds	Yes	10.03.2023	4.40 GBP		
Business year start	01.01.	04.03.2022	2.50 GBP		
Sustainability type	-	05.03.2021	2.58 GBP		
Fund manager	& Sylwia Szczeppek, Sebastian Kahlfeld		06.03.2020	3.44 GBP	

Performance	1M	6M	YTD	1Y	2Y	3Y	5Y	Since start
Performance	-0.34%	+6.96%	+3.97%	+2.10%	-3.01%	-14.79%	+12.46%	+187.76%
Performance p.a.	-	-	-	+2.10%	-1.52%	-5.19%	+2.37%	+7.11%
Sharpe ratio	-0.53	0.76	0.41	-0.12	-0.33	-0.56	-0.08	0.20
Volatility	14.51%	14.11%	14.37%	13.52%	16.03%	15.97%	17.09%	16.31%
Worst month	-	-5.49%	-5.49%	-5.49%	-8.96%	-8.96%	-8.96%	-10.04%
Best month	-	4.98%	4.98%	4.98%	11.17%	11.17%	11.17%	12.37%
Maximum loss	-5.34%	-6.70%	-6.70%	-9.58%	-16.53%	-25.10%	-32.87%	-

Distribution permission

Austria, Germany, Switzerland, United Kingdom

¹ Important note on update status: The displayed date refers exclusively to the calculation of the NAV.

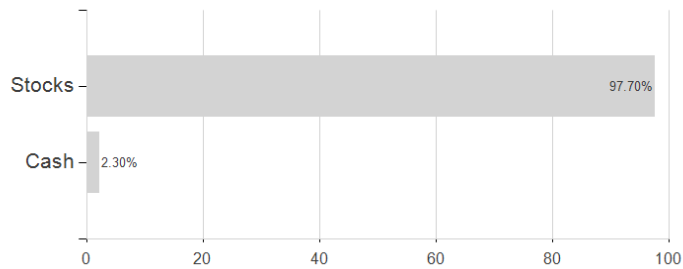
² The Mountain-View Data Fund Rating calculates a comparative ranking for funds using yield, volatility and trend data. For more information visit [MVD Funds Rating](#)

³ Displays the Ethical-Dynamical Ratio calculated according to standard criteria. The maximum value is 100. For more information visit [EDA](#)

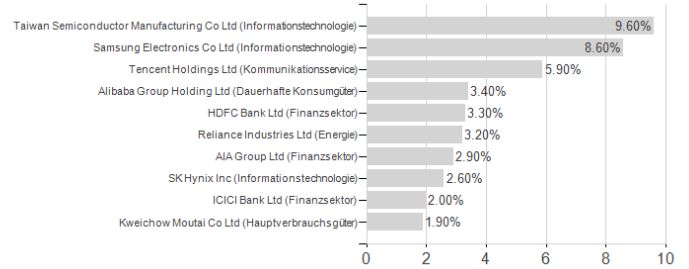
DWS Invest Top Asia GBP D RD / LU0399358562 / DWS0V3 / DWS Investment SA

Assessment Structure

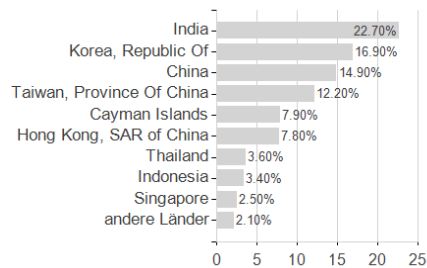
Assets



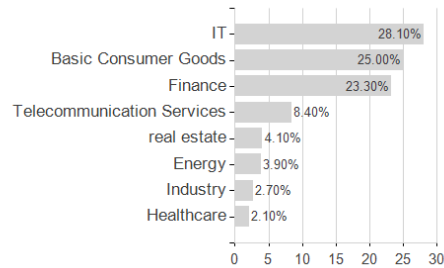
Largest positions



Countries



Branches



Currencies

