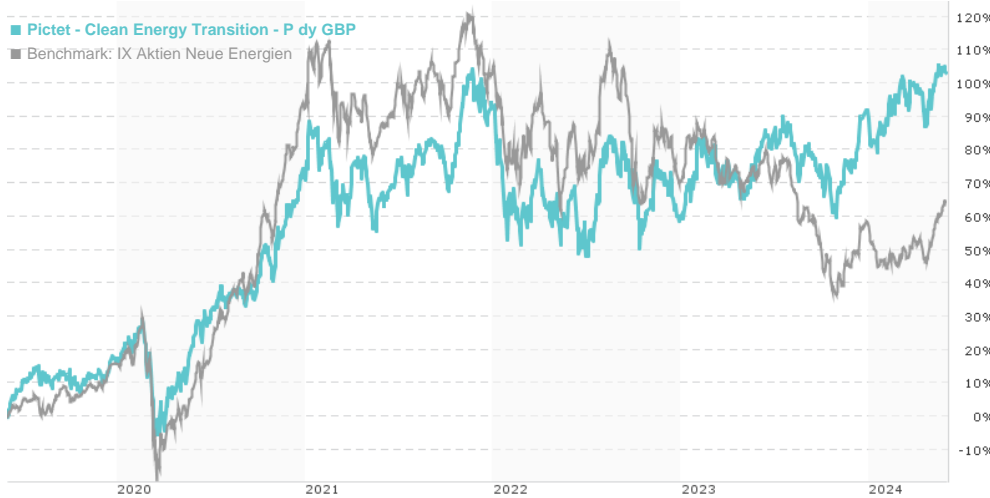


## Pictet - Clean Energy Transition - P dy GBP / LU0320648255 / A0Q3AK / Pictet AM (EU)

Last 05/30/2024 <sup>1</sup>	Region	Branch	Type of yield	Type
133.83 GBP	Worldwide	Sector Energy	paying dividend	Equity Fund

■ Pictet - Clean Energy Transition - P dy GBP  
■ Benchmark: IX Aktien Neue Energien



## Risk key figures

SRI 1 2 3 4 5 6 7

Mountain-View Funds Rating<sup>2</sup>EDA<sup>3</sup> 70

## Yearly Performance

2023	+20.62%
2022	-17.62%
2021	+12.94%
2020	+47.37%
2019	+30.24%

Master data		Conditions		Other figures	
Fund type	Single fund	Issue surcharge	5.00%	Minimum investment	UNT 0
Category	Equity	Planned administr. fee	0.00%	Savings plan	-
Sub category	Sector Energy	Deposit fees	0.05%	UCITS / OGAW	Yes
Fund domicile	Luxembourg	Redemption charge	1.00%	Performance fee	0.00%
Tranch volume	(05/30/2024) USD 10.58 mill.	Ongoing charges	-	Redeployment fee	0.00%
Total volume	(05/30/2024) USD 4,441.60 mill.	Dividends		Investment company	
Launch date	11/14/2007	Pictet AM (EU)			
KESt report funds	Yes	6B, rue du Fort Niedergruenewald, 2226, Luxembourg			
Business year start	01.10.	Luxembourg			
Sustainability type	New energies	www.am.pictet/de/germany			
Fund manager	Xavier Chollet, Christian Roessing, Manuel Losa				

Performance	1M	6M	YTD	1Y	2Y	3Y	5Y	Since start
Performance	+2.69%	+15.53%	+5.86%	+12.83%	+22.89%	+21.52%	+103.05%	+117.57%
Performance p.a.	-	-	-	+12.79%	+10.86%	+6.72%	+15.21%	+4.81%
Sharpe ratio	2.14	1.65	0.59	0.51	0.32	0.13	0.49	0.05
Volatility	16.04%	18.16%	19.03%	17.67%	21.93%	23.04%	23.25%	21.69%
Worst month	-	-3.80%	-3.80%	-7.96%	-10.39%	-15.87%	-15.87%	-25.47%
Best month	-	9.13%	9.13%	9.13%	19.41%	19.41%	19.41%	19.41%
Maximum loss	-2.70%	-7.45%	-7.45%	-16.07%	-18.31%	-27.54%	-27.54%	-

## Distribution permission

Austria, Germany, Switzerland, United Kingdom, Luxembourg

<sup>1</sup> Important note on update status: The displayed date refers exclusively to the calculation of the NAV.

<sup>2</sup> The Mountain-View Data Fund Rating calculates a comparative ranking for funds using yield, volatility and trend data. For more information visit [MVD Funds Rating](#)

DISCLAIMER: The information on this page are for informational purposes only and should neither an offer to sell nor a solicitation for the purchase of the security or recommendation in favor of the security to be understood. baha GmbH assumes no liability despite thorough searches for the accuracy of the data.

Funds data from: [www.mountain-view.com](#). Fact Sheet created by: [www.baha.com](#)

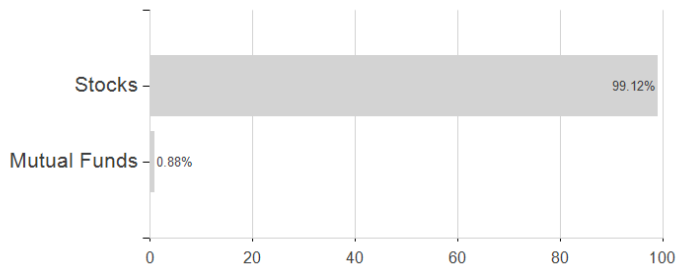
Created: 06/02/2024

## Pictet - Clean Energy Transition - P dy GBP / LU0320648255 / A0Q3AK / Pictet AM (EU)

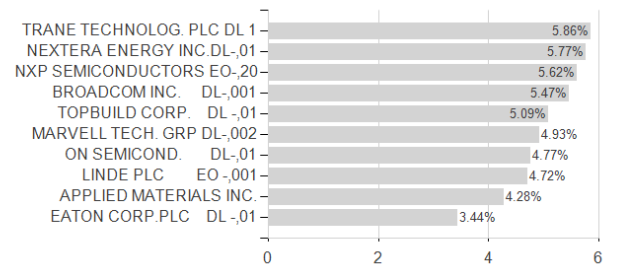
3 Displays the Ethical-Dynamical Ratio calculated according to standard criteria. The maximum value is 100. For more information visit [EDA](#)

### Assessment Structure

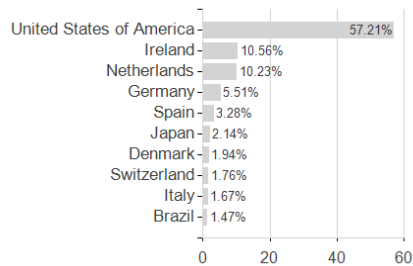
#### Assets



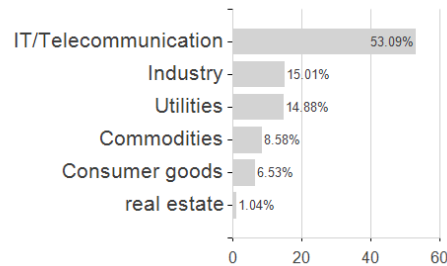
#### Largest positions



#### Countries



#### Branches



#### Currencies

