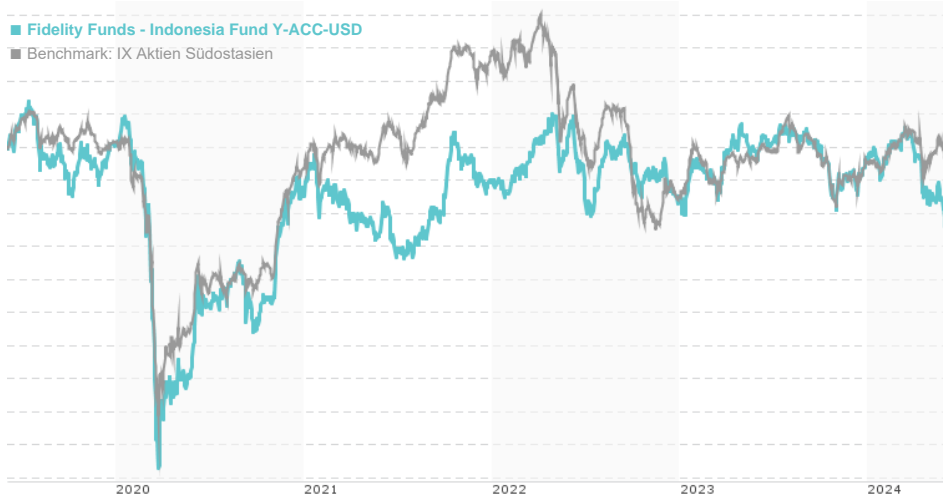


## Fidelity Funds - Indonesia Fund Y-ACC-USD / LU0346391328 / A0NGXG / FIL IM (LU)

Last 06/03/2024 <sup>1</sup>	Region	Branch	Type of yield	Type
18.22 USD	Asia	Mixed Sectors	reinvestment	Equity Fund

■ Fidelity Funds - Indonesia Fund Y-ACC-USD  
■ Benchmark: IX Aktien Südostasien



### Risk key figures

SRI 1 2 3 4 5 6 7

Mountain-View Funds Rating<sup>2</sup> EDA<sup>3</sup>

73

### Yearly Performance

2023	+6.28%
2022	-2.29%
2021	+2.29%
2020	-7.66%
2019	+6.59%

Master data		Conditions		Other figures	
Fund type	Single fund	Issue surcharge	0.00%	Minimum investment	USD 2,500.00
Category	Equity	Planned administr. fee	0.00%	Savings plan	-
Sub category	Mixed Sectors	Deposit fees	0.35%	UCITS / OGAW	Yes
Fund domicile	Luxembourg	Redemption charge	0.00%	Performance fee	0.00%
Tranch volume	(06/03/2024) USD 24.54 mill.	Ongoing charges	-	Redeployment fee	0.00%
Total volume	(04/30/2024) USD 195.86 mill.	Dividends		Investment company	
Launch date	3/25/2008	FIL IM (LU)			
KESt report funds	Yes	Kärntner Straße 9, Top 8, 1010, Wien			
Business year start	01.05.	Austria			
Sustainability type	-	<a href="https://www.fidelity.at">https://www.fidelity.at</a>			
Fund manager	James Trafford				

Performance	1M	6M	YTD	1Y	2Y	3Y	5Y	Since start
Performance	-2.93%	-7.14%	-8.81%	-9.89%	-13.65%	-2.10%	-10.29%	+82.20%
Performance p.a.	-	-	-	-9.92%	-7.07%	-0.70%	-2.15%	+3.77%
Sharpe ratio	-2.08	-1.21	-1.64	-1.02	-0.80	-0.32	-0.29	0.00
Volatility	16.05%	14.64%	14.34%	13.40%	13.60%	13.85%	20.44%	24.38%
Worst month	-	-7.38%	-7.38%	-7.80%	-8.48%	-8.48%	-29.82%	-39.10%
Best month	-	3.24%	3.24%	3.35%	4.63%	6.73%	15.73%	31.69%
Maximum loss	-6.98%	-14.50%	-14.50%	-14.86%	-16.06%	-16.26%	-51.89%	-

### Distribution permission

Austria, Germany, Switzerland, United Kingdom

<sup>1</sup> Important note on update status: The displayed date refers exclusively to the calculation of the NAV.

<sup>2</sup> The Mountain-View Data Fund Rating calculates a comparative ranking for funds using yield, volatility and trend data. For more information visit [MVD Funds Rating](#)

<sup>3</sup> Displays the Ethical-Dynamical Ratio calculated according to standard criteria. The maximum value is 100. For more information visit [EDA](#)

## Fidelity Funds - Indonesia Fund Y-ACC-USD / LU0346391328 / A0NGXG / FIL IM (LU)

### Investment strategy

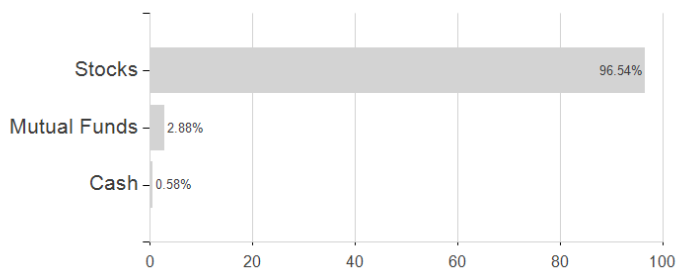
The fund invests at least 70% (and normally 75%) of its assets, in equities of companies that are listed, headquartered, or do most of their business in Indonesia. The fund may also invest in money market instruments on an ancillary basis. The fund may invest in the following assets according to the percentages indicated: SPACs: less than 5%.. In actively managing the fund, the Investment Manager considers growth and valuation metrics, company financials, return on capital, cash flows and other measures, as well as company management, industry economic conditions, and other factors. The Investment Manager takes into account Sustainability Risks in its investment process. For more information, see "Sustainable Investing and ESG Integration".

### Investment goal

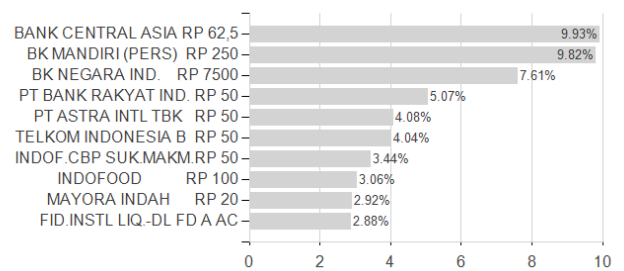
The fund aims to achieve capital growth over time.

### Assessment Structure

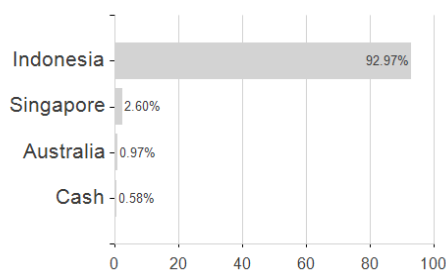
#### Assets



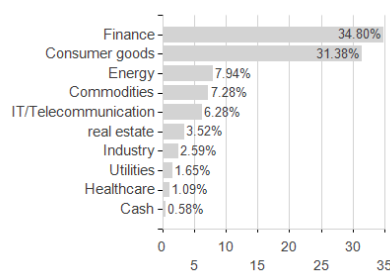
#### Largest positions



#### Countries



#### Branches



#### Currencies

