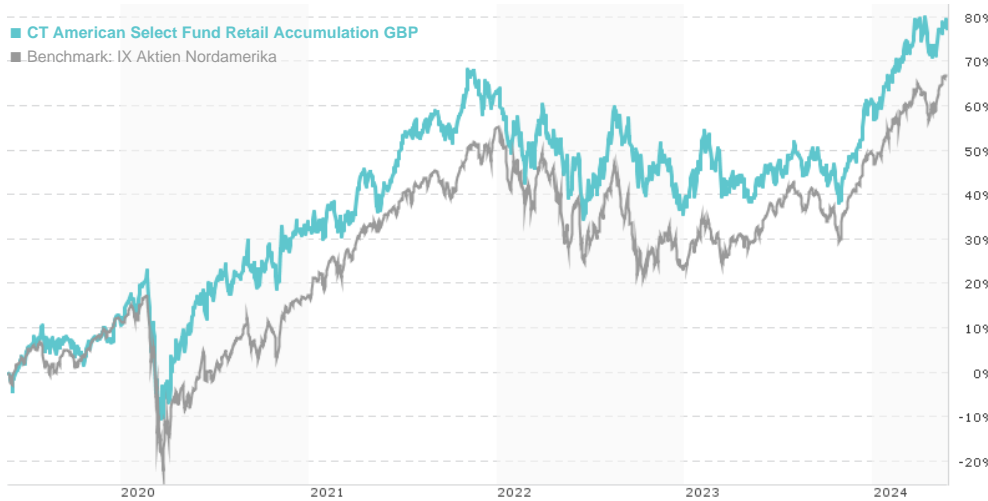


## CT American Select Fund Retail Accumulation GBP / GB0001529238 / 258181 / Threadneedle Inv. S.

Last 05/24/2024 <sup>1</sup>	Region	Branch	Type of yield	Type
5.95 GBP	North America	Mixed Sectors	reinvestment	Equity Fund

■ CT American Select Fund Retail Accumulation GBP  
■ Benchmark: IX Aktien Nordamerika



### Risk key figures

SRI 1 2 3 4 5 6 7

Mountain-View Funds Rating<sup>2</sup> EDA<sup>3</sup>

▲ ▲ ▲ ▲ ▲ ▲ 75

### Yearly Performance

2023	+16.41%
2022	-15.09%
2021	+23.44%
2020	+19.43%
2019	+28.76%

Master data		Conditions		Other figures	
Fund type	Single fund	Issue surcharge	5.00%	Minimum investment	GBP 2,000.00
Category	Equity	Planned administr. fee	0.00%	Savings plan	-
Sub category	Mixed Sectors	Deposit fees	0.01%	UCITS / OGAW	-
Fund domicile	United Kingdom	Redemption charge	0.00%	Performance fee	0.00%
Tranch volume	(05/24/2024) USD 228.46 mill.	Ongoing charges	-	Redeployment fee	0.00%
Total volume	(04/30/2024) USD 1,123.78 mill.	Dividends		Investment company	
Launch date	3/31/1982	Threadneedle Inv. S.			
KESr report funds	Yes	Cannon Place, 78 Cannon Street, EC4N 6AG, London			
Business year start	01.04.	United Kingdom			
Sustainability type	-	https://www.columbiathreadneedle.co.uk			
Fund manager	Tiffany Wade, Nicolas Janvier				

Performance	1M	6M	YTD	1Y	2Y	3Y	5Y	Since start
Performance	+2.33%	+19.01%	+10.01%	+24.70%	+26.28%	+26.91%	+77.06%	+766.45%
Performance p.a.	-	-	-	+24.62%	+12.36%	+8.26%	+12.09%	+10.86%
Sharpe ratio	2.18	2.98	1.82	1.57	0.52	0.27	0.43	0.39
Volatility	13.11%	12.84%	13.04%	13.27%	16.54%	16.75%	19.34%	18.30%
Worst month	-	-3.12%	-3.12%	-4.41%	-5.86%	-6.58%	-8.84%	-11.85%
Best month	-	8.01%	8.01%	8.01%	8.01%	8.01%	11.49%	11.54%
Maximum loss	-1.35%	-4.86%	-4.86%	-9.06%	-15.06%	-19.99%	-27.04%	-

### Distribution permission

Switzerland, United Kingdom

<sup>1</sup> Important note on update status: The displayed date refers exclusively to the calculation of the NAV.

<sup>2</sup> The Mountain-View Data Fund Rating calculates a comparative ranking for funds using yield, volatility and trend data. For more information visit [MVD Funds Rating](#)

<sup>3</sup> Displays the Ethical-Dynamical Ratio calculated according to standard criteria. The maximum value is 100. For more information visit [EDA](#)

## CT American Select Fund Retail Accumulation GBP / GB0001529238 / 258181 / Threadneedle Inv. S.

### Investment strategy

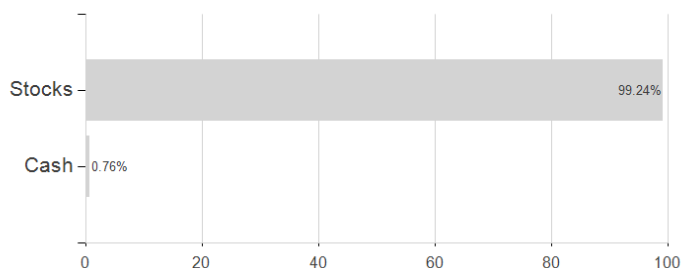
The Fund is actively managed, and invests at least 75% of its assets in a concentrated portfolio of shares of American (US) companies. The Fund selects companies in which the fund manager has a high conviction that the current share price does not reflect the prospects for that business. These companies may be chosen from within any industry or economic sector, with significant sector and share weightings taken at the discretion of the fund manager. There is no restriction on company size, however, investment tends to focus on larger companies, such as those included in the S&P 500 Index. The S&P 500 Index is regarded as an appropriate performance measure of the US stock market, with around 500 of the largest US listed companies currently included. It provides a suitable target benchmark against which the performance of the Fund can be measured and evaluated over time. The Fund typically invests in fewer than 60 companies, which may include shares of some companies not within the Index. The Fund may also invest in other assets such as cash and deposits, and on occasion hold other funds (including funds managed by Columbia Threadneedle companies). The Fund is not permitted to invest in derivatives for investment purposes, but derivatives may be used with the aim of reducing risk or managing the Fund more efficiently. Derivatives are sophisticated investment instruments linked to the rise and fall of the price of other assets.

### Investment goal

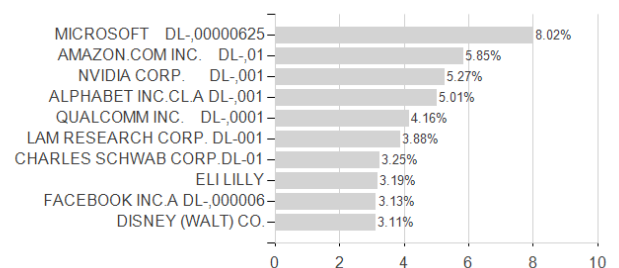
The Fund aims to increase the value of your investment over the long term. It currently looks to outperform the S&P 500 Index over rolling 3-year periods, after the deduction of charges.

### Assessment Structure

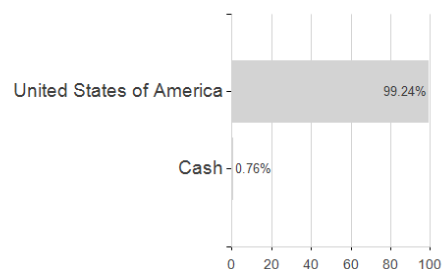
#### Assets



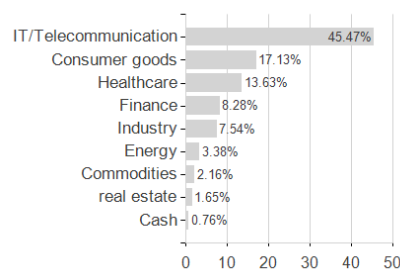
#### Largest positions



#### Countries



#### Branches



#### Currencies

