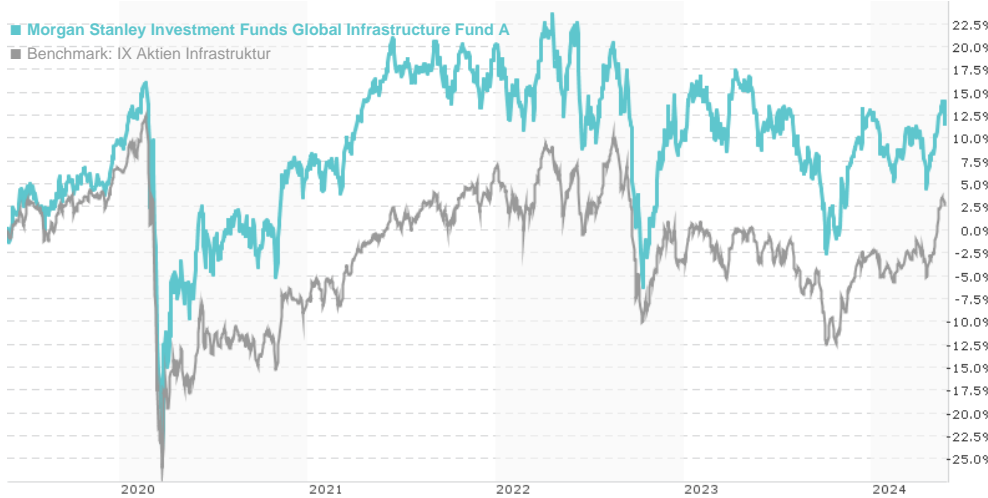


Morgan Stanley Investment Funds Global Infrastructure Fund A / LU0384381660 / A0Q8T6 / MSIM Fund M. (IE)

Last 05/23/2024 ¹	Region	Branch	Type of yield	Type
66.60 USD	Worldwide	Sector Infrastructure	reinvestment	Equity Fund

■ Morgan Stanley Investment Funds Global Infrastructure Fund A
■ Benchmark: IX Aktien Infrastruktur



Risk key figures

SRI 1 2 3 4 5 6 7

Mountain-View Funds Rating² EDA³

77

Yearly Performance

2023	+2.49%
2022	-8.61%
2021	+12.90%
2020	-2.59%
2019	+26.11%

Master data		Conditions		Other figures	
Fund type	Single fund	Issue surcharge	5.75%	Minimum investment	UNT 0
Category	Equity	Planned administr. fee	0.00%	Savings plan	-
Sub category	Sector Infrastructure	Deposit fees	0.00%	UCITS / OGAW	Yes
Fund domicile	Luxembourg	Redemption charge	2.00%	Performance fee	0.00%
Tranch volume	(03/20/2024) USD 365.50 mill.	Ongoing charges	-	Redeployment fee	0.00%
Total volume	(05/23/2024) USD 712.29 mill.	Dividends		Investment company	
Launch date	6/14/2010	MSIM Fund M. (IE)			
KESr report funds	Yes	Junghofstrasse 13-15, 60311, Frankfurt			
Business year start	01.01.	Germany			
Sustainability type	-	https://www.morganstanley.com			
Fund manager	Matthew King				

Performance	1M	6M	YTD	1Y	2Y	3Y	5Y	Since start
Performance	+3.13%	+3.56%	-0.92%	-0.60%	-5.64%	-3.91%	+12.77%	+166.40%
Performance p.a.	-	-	-	-0.60%	-2.86%	-1.32%	+2.43%	+7.28%
Sharpe ratio	3.99	0.30	-0.58	-0.34	-0.44	-0.35	-0.08	0.25
Volatility	10.43%	11.49%	10.70%	13.01%	15.32%	14.53%	16.69%	13.91%
Worst month	-	-3.01%	-3.01%	-6.55%	-12.31%	-12.31%	-13.34%	-13.34%
Best month	-	8.59%	3.48%	8.59%	9.48%	9.48%	12.73%	12.73%
Maximum loss	-2.15%	-7.82%	-7.32%	-14.23%	-23.61%	-24.12%	-34.39%	-

Distribution permission

Austria, Germany, Switzerland, United Kingdom, Luxembourg

¹ Important note on update status: The displayed date refers exclusively to the calculation of the NAV.

² The Mountain-View Data Fund Rating calculates a comparative ranking for funds using yield, volatility and trend data. For more information visit [MVD Funds Rating](#)

³ Displays the Ethical-Dynamical Ratio calculated according to standard criteria. The maximum value is 100. For more information visit [EDA](#)

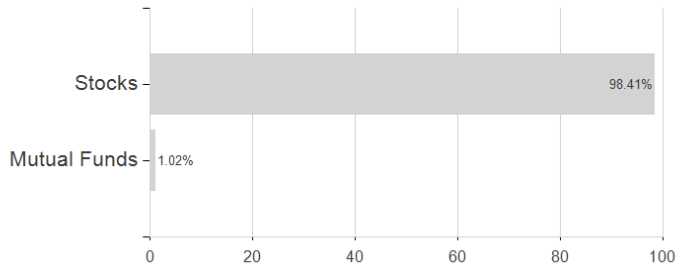
Morgan Stanley Investment Funds Global Infrastructure Fund A / LU0384381660 / A0Q8T6 / MSIM Fund M. (IE)

Investment goal

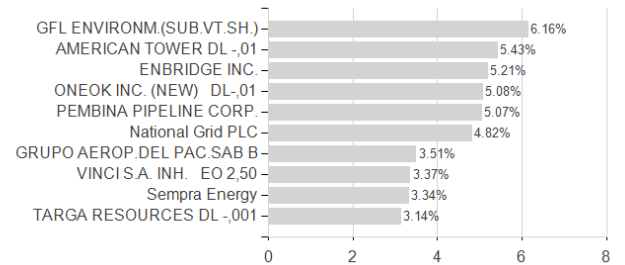
Seeks long-term capital appreciation measured in U.S. dollars, by investing primarily in equity securities issued by companies, located throughout the world, that are engaged in the infrastructure business.

Assessment Structure

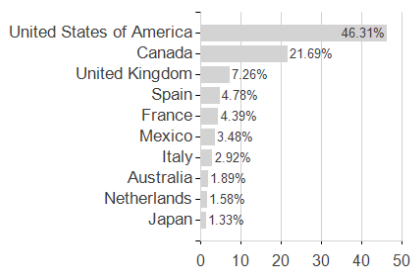
Assets



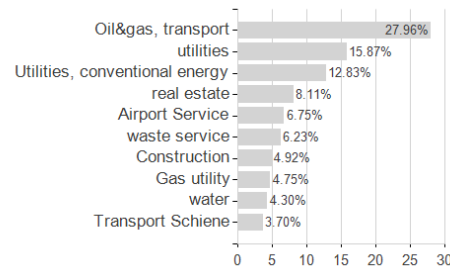
Largest positions



Countries



Branches



Currencies

