

**iShares MSCI EM UCITS ETF USD (Acc) / IE00B4L5YC18 / A0RPWJ / BlackRock AM (IE)**

Last 05/30/2024 <sup>1</sup>	Region	Branch	Type of yield	Type
<b>37.85 USD</b>	Emerging Markets	ETF Stocks	reinvestment	Alternative Investm.



**Risk key figures**

SRI 1 2 3 4 5 6 7

Mountain-View Funds Rating<sup>2</sup> EDA<sup>3</sup>

72

**Yearly Performance**

2023	+9.67%
2022	-19.48%
2021	-3.29%
2020	+18.03%
2019	+17.91%

Master data		Conditions		Other figures	
Fund type	Single fund	Issue surcharge	0.00%	Minimum investment	UNT 1
Category	Equity	Planned administr. fee	0.00%	Savings plan	-
Sub category	ETF Stocks	Deposit fees	0.00%	UCITS / OGAW	Yes
Fund domicile	Ireland	Redemption charge	0.00%	Performance fee	0.00%
Tranch volume	(05/30/2024) USD 3,043.01 mill.	Ongoing charges	-	Redeployment fee	0.00%
Total volume	(05/30/2024) USD 3,043.01 mill.	Dividends		Investment company	
Launch date	9/25/2009	BlackRock AM (IE)			
KESt report funds	Yes	12 Throgmorton Avenue, EC2N 2DL, London			
Business year start	01.07.	United Kingdom			
Sustainability type	-	https://www.blackrock.com			
Fund manager	BlackRock Asset Management Ireland				

Performance	1M	6M	YTD	1Y	2Y	3Y	5Y	Since start
Performance	+1.41%	+8.36%	+4.29%	+11.87%	+4.87%	-17.80%	+19.46%	+53.73%
Performance p.a.	-	-	-	+11.84%	+2.40%	-6.33%	+3.62%	+2.97%
Sharpe ratio	1.30	1.15	0.58	0.63	-0.09	-0.64	-0.01	-0.05
Volatility	11.37%	12.00%	12.08%	12.76%	14.84%	15.88%	17.31%	16.19%
Worst month	-	-4.68%	-4.68%	-6.20%	-11.71%	-11.71%	-15.44%	-15.44%
Best month	-	7.97%	4.77%	7.97%	14.81%	14.81%	14.81%	14.81%
Maximum loss	-3.91%	-6.37%	-5.69%	-12.64%	-20.53%	-36.94%	-39.01%	-

**Distribution permission**

Austria, Germany, United Kingdom

<sup>1</sup> Important note on update status: The displayed date refers exclusively to the calculation of the NAV.

DISCLAIMER: The information on this page are for informational purposes only and should neither an offer to sell nor a solicitation for the purchase of the security or recommendation in favor of the security to be understood. baha GmbH assumes no liability despite thorough searches for the accuracy of the data.  
Funds data from: www.mountain-view.com. Fact Sheet created by: www.baha.com

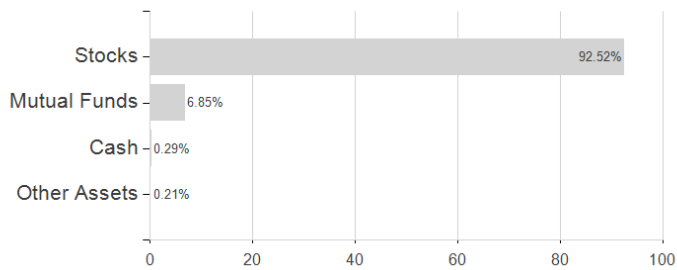
## iShares MSCI EM UCITS ETF USD (Acc) / IE00B4L5YC18 / A0RPWJ / BlackRock AM (IE)

2 The Mountain-View Data Fund Rating calculates a comparative ranking for funds using yield, volatility and trend data. For more information visit [MVD Funds Rating](#)

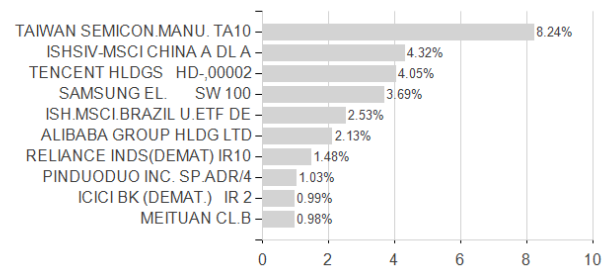
3 Displays the Ethical-Dynamical Ratio calculated according to standard criteria. The maximum value is 100. For more information visit [EDA](#)

### Assessment Structure

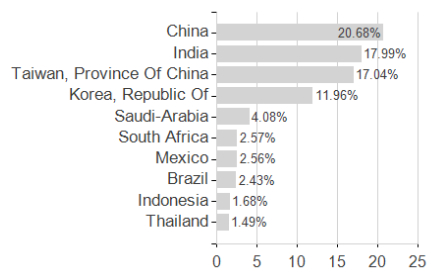
#### Assets



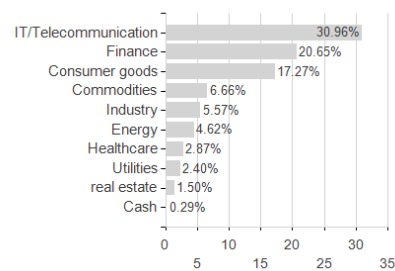
#### Largest positions



#### Countries



#### Branches



#### Currencies

