

iShares € Govt Bond 5-7yr UCITS ETF EUR (Dist) / IE00B4WXJG34 / A0RL81 / BlackRock AM (IE)

Last 05/22/2024 ¹	Region	Branch	Type of yield	Type
142.92 EUR	Europe	ETF Bonds	paying dividend	Alternative Investm.



Risk key figures

SRI 1 2 3 4 5 6 7

Mountain-View Funds Rating² EDA³

79

Yearly Performance

2023	+7.06%
2022	-14.91%
2021	-2.04%
2020	+2.81%
2019	+4.28%

Master data		Conditions		Other figures	
Fund type	Single fund	Issue surcharge	0.00%	Minimum investment	UNT 1
Category	Bonds	Planned administr. fee	0.00%	Savings plan	-
Sub category	ETF Bonds	Deposit fees	0.00%	UCITS / OGAW	Yes
Fund domicile	Ireland	Redemption charge	0.00%	Performance fee	0.00%
Tranch volume	(05/22/2024) EUR 488.16 mill.	Ongoing charges	-	Redeployment fee	0.00%
Total volume	(05/22/2024) EUR 488.16 mill.	Dividends		Investment company	
Launch date	4/17/2009	11.01.2024	1.79 EUR	BlackRock AM (IE) 12 Throgmorton Avenue, EC2N 2DL, London United Kingdom https://www.blackrock.com	
KESr report funds	Yes	13.07.2023	1.26 EUR		
Business year start	01.07.	16.01.2020	0.23 EUR		
Sustainability type	-	11.07.2019	0.41 EUR		
Fund manager	BlackRock Asset Management Ireland Limited	17.01.2019	0.38 EUR		

Performance	1M	6M	YTD	1Y	2Y	3Y	5Y	Since start
Performance	+0.03%	+2.23%	-1.53%	+3.56%	-3.14%	-10.54%	-7.63%	+32.45%
Performance p.a.	-	-	-	+3.55%	-1.58%	-3.65%	-1.57%	+1.88%
Sharpe ratio	-0.71	0.16	-1.74	-0.05	-0.78	-1.21	-1.05	-0.50
Volatility	4.77%	4.70%	4.46%	5.06%	6.91%	6.16%	5.16%	3.86%
Worst month	-	-1.40%	-1.40%	-1.94%	-4.45%	-4.45%	-4.45%	-4.45%
Best month	-	3.03%	3.03%	3.03%	3.19%	3.19%	3.19%	3.19%
Maximum loss	-0.72%	-2.89%	-2.19%	-3.12%	-10.33%	-17.34%	-17.39%	-

Distribution permission

Austria, Germany, Switzerland, United Kingdom

¹ Important note on update status: The displayed date refers exclusively to the calculation of the NAV.

² The Mountain-View Data Fund Rating calculates a comparative ranking for funds using yield, volatility and trend data. For more information visit [MVD Funds Rating](#)

³ Displays the Ethical-Dynamical Ratio calculated according to standard criteria. The maximum value is 100. For more information visit [EDA](#)

iShares € Govt Bond 5-7yr UCITS ETF EUR (Dist) / IE00B4WXJG34 / A0RL81 / BlackRock AM (IE)

Investment strategy

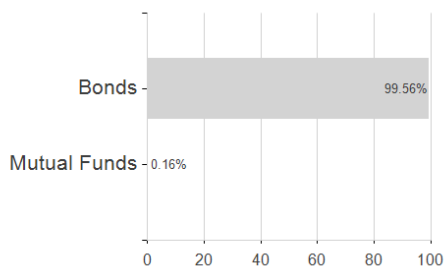
The Fund uses optimising techniques to achieve a similar return to its Index. These may include the strategic selection of certain securities that make up the Index or other FI securities which provide similar performance to certain constituent securities. These may also include the use of financial derivative instruments (FDIs) (i.e. investments the prices of which are based on one or more underlying assets). FDIs may be used for direct investment purposes. The Fund may also engage in short-term secured lending of its investments to certain eligible third parties to generate additional income to off-set the costs of the Fund. The price of fixed income securities may be affected by changing interest rates which in turn may affect the value of your investment. Fixed income securities prices move inversely to interest rates. Therefore, the market value of fixed income securities may decrease as interest rates increase. The credit rating of an issuing entity will generally affect the yield that can be earned on fixed income securities, the better the credit rating the smaller the yield.

Investment goal

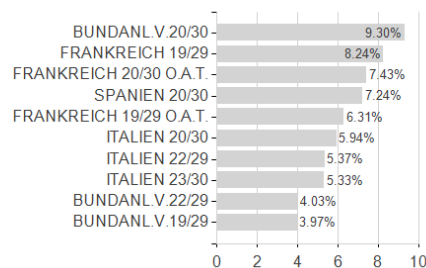
The Share Class is a share class of a Fund which aims to achieve a return on your investment, through a combination of capital growth and income on the Fund's assets, which reflects the return of the Bloomberg Euro Government Bond 5-7yr Term Index, the Fund's benchmark index (Index). The Share Class, via the Fund is passively managed and aims to invest so far as possible and practicable in the fixed income (FI) securities (such as bonds) that make up the Index and comply with its credit rating requirements. If the credit ratings of the FI securities are downgraded, the Fund may continue to hold them until they cease to form part of the Index and it is practicable to sell them.

Assessment Structure

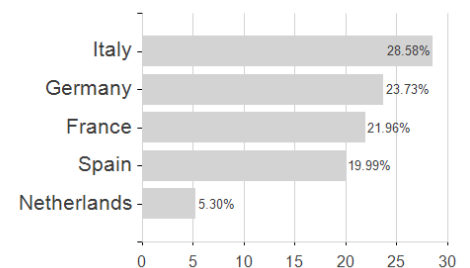
Assets



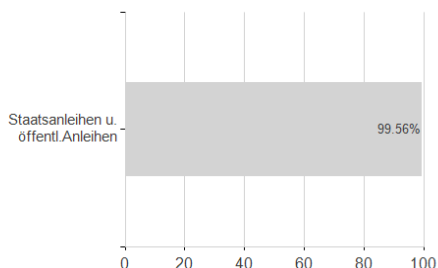
Largest positions



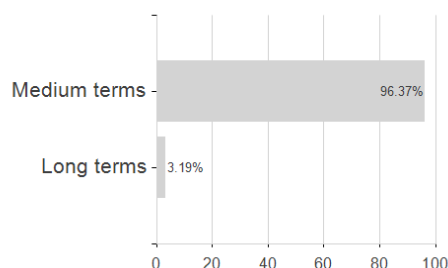
Countries



Issuer



Duration



Currencies

