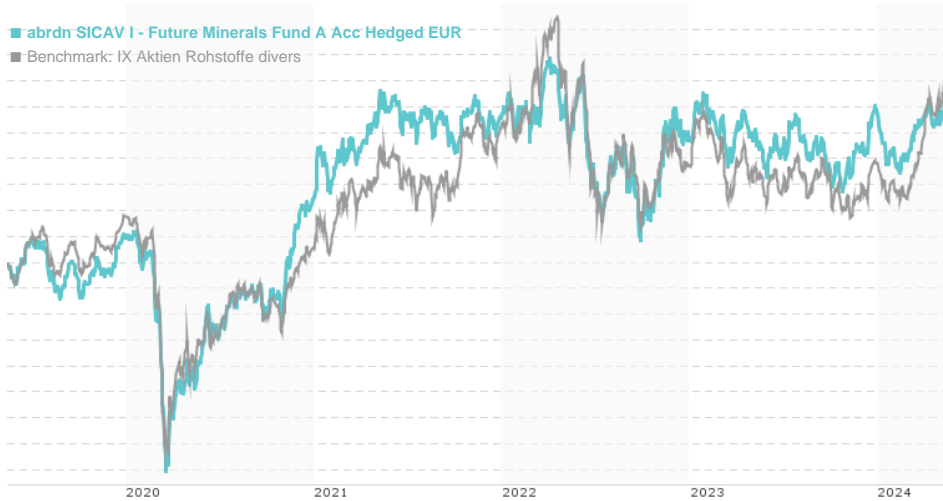


abrdn SICAV I - Future Minerals Fund A Acc Hedged EUR / LU0505663400 / A1CY8B / abrdn Inv.(LU)

Last 05/16/2024 ¹	Region	Branch	Type of yield	Type
15.27 EUR	Worldwide	Sector Commodities divers	reinvestment	Equity Fund

■ abrdn SICAV I - Future Minerals Fund A Acc Hedged EUR
■ Benchmark: IX Aktien Rohstoffe divers



Risk key figures

SRI 1 2 3 4 5 6 7

Mountain-View Funds Rating²EDA³ 69

Yearly Performance

2023	+4.64%
2022	-3.12%
2021	+13.59%
2020	+7.48%
2019	+12.18%

Master data		Conditions		Other figures	
Fund type	Single fund	Issue surcharge	5.00%	Minimum investment	USD 1,000.00
Category	Equity	Planned administr. fee	0.00%	Savings plan	-
Sub category	Sector Commodities divers	Deposit fees	0.00%	UCITS / OGAW	Yes
Fund domicile	Luxembourg	Redemption charge	0.00%	Performance fee	0.00%
Tranch volume	(05/16/2024) USD 1.08 mill.	Ongoing charges	-	Redeployment fee	0.00%
Total volume	(05/16/2024) USD 105.21 mill.	Dividends		Investment company	
Launch date	7/26/2010			abrdn Inv.(LU)	
KESr report funds	Yes			Avenue John F Kennedy 35a, L-1855, Luxembourg	
Business year start	01.10.			Luxembourg	
Sustainability type	-			www.abrdn.com/de-at	
Fund manager	Ruairidh Finlayson				

Performance	1M	6M	YTD	1Y	2Y	3Y	5Y	Since start
Performance	+3.40%	+8.32%	+1.09%	+6.01%	+4.77%	+0.28%	+31.24%	+23.82%
Performance p.a.	-	-	-	+5.99%	+2.35%	+0.09%	+5.58%	+1.56%
Sharpe ratio	3.60	1.07	-0.07	0.16	-0.08	-0.22	0.09	-0.13
Volatility	12.88%	12.72%	12.58%	13.91%	17.66%	16.83%	19.42%	17.97%
Worst month	-	-5.94%	-5.94%	-6.18%	-14.84%	-14.84%	-19.54%	-19.54%
Best month	-	6.48%	6.48%	6.48%	10.25%	10.25%	18.54%	18.54%
Maximum loss	-2.47%	-10.07%	-8.88%	-11.73%	-23.33%	-25.14%	-43.60%	-

Distribution permission

Austria, Germany, Switzerland, United Kingdom

¹ Important note on update status: The displayed date refers exclusively to the calculation of the NAV.

² The Mountain-View Data Fund Rating calculates a comparative ranking for funds using yield, volatility and trend data. For more information visit [MVD Funds Rating](#)

³ Displays the Ethical-Dynamical Ratio calculated according to standard criteria. The maximum value is 100. For more information visit [EDA](#)

abrdn SICAV I - Future Minerals Fund A Acc Hedged EUR / LU0505663400 / A1CY8B / abrdn Inv.(LU)

Investment strategy

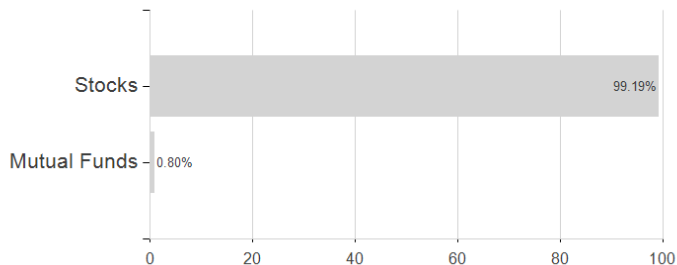
The Fund invests at least 70% in equities and equity related securities of companies listed globally. The Fund may invest up to 20% of its net assets in Mainland China equity and equity-related securities through the Shanghai-Hong Kong and Shenzhen-Hong Kong Stock Connect programme. Investment in all equity and equity related securities will follow the Investment Approach. The approach identifies companies which are aligned to the Future Minerals theme defined as the extraction and processing of raw materials which clean energy transition technologies are reliant upon, and the initial and post-use process technologies that enable this transition. The Fund is actively managed. Future Minerals theme alignment is defined as companies with a minimum of 20% of their current or forecast revenue, profit, assets, capital expenditure linked to one of the following pillars: 1. Mineral extraction & processing: metals and mining companies with raw mineral exposure that clean energy technologies are reliant upon 2. Upstream & downstream value chain: machinery and services that enable the clean energy transition and mineral conversion into clean energy products (e.g. electric vehicle battery makers) 3. Recycling & sustainability: minerals and metals extraction from waste for re-use 4. Compounds & advanced materials: other material producing companies that support the clean energy transition. Through the application of the Investment Approach, the Fund has an expected minimum of 20% in Sustainable Investments. Engagement with external company management teams is used to evaluate the ownership structures, governance and management quality of those companies in order to inform portfolio construction.

Investment goal

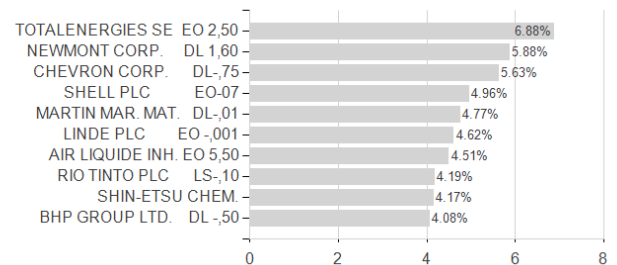
The Fund aims to achieve a combination of growth and income by investing in companies of all sizes listed on global stock exchanges including Emerging Markets, which adhere to the abrdn Future Minerals Investment Approach (the "Investment Approach").

Assessment Structure

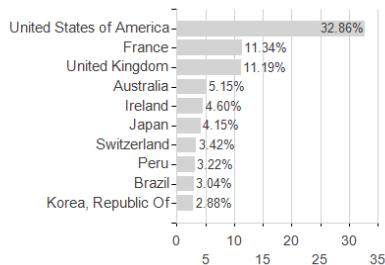
Assets



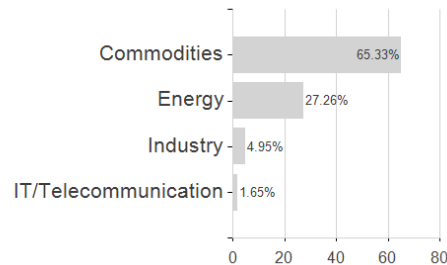
Largest positions



Countries



Branches



Currencies

