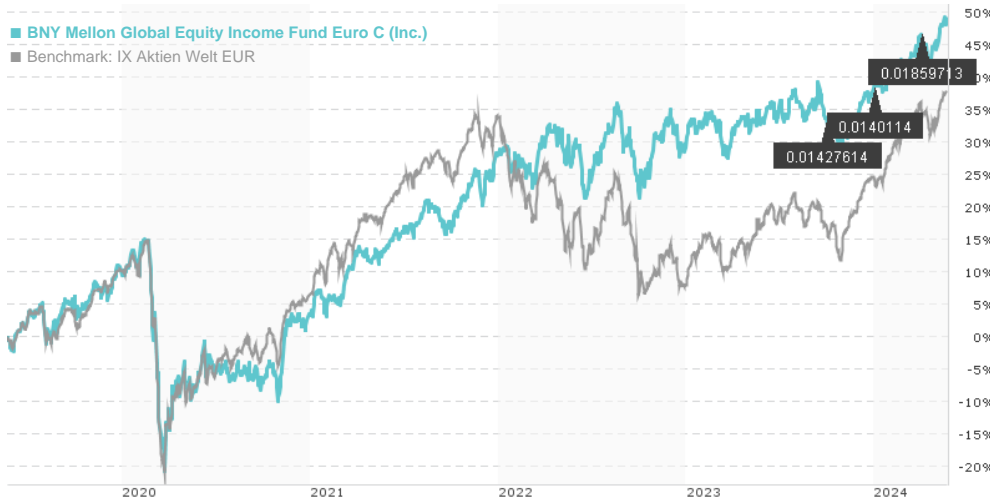


BNY Mellon Global Equity Income Fund Euro C (Inc.) / IE00B3Z20H86 / A1C9LE / BNY Mellon Fund M.

Last 05/22/2024 ¹	Region	Branch	Type of yield	Type
2.36 EUR	Worldwide	Mixed Sectors	paying dividend	Equity Fund



Risk key figures

SRI 1 2 3 4 5 6 7

Mountain-View Funds Rating² EDA³

67

Yearly Performance

2023	+6.68%
2022	+0.91%
2021	+23.84%
2020	-5.71%
2019	+27.71%

Master data		Conditions		Other figures	
Fund type	Single fund	Issue surcharge	5.00%	Minimum investment	EUR 5,000,000.00
Category	Equity	Planned administr. fee	0.00%	Savings plan	-
Sub category	Mixed Sectors	Deposit fees	0.15%	UCITS / OGAW	Yes
Fund domicile	Ireland	Redemption charge	0.00%	Performance fee	0.00%
Tranch volume	(05/22/2024) EUR 19.80 mill.	Ongoing charges	-	Redeployment fee	0.00%
Total volume	-	Dividends		Investment company	
Launch date	1/27/2011	02.04.2024	0.02 EUR	BNY Mellon Fund M. 160 Queen Victoria Street, EC4V4LA, London United Kingdom https://www.bnymellon.com	
KESr report funds	No	02.01.2024	0.01 EUR		
Business year start	01.01.	02.10.2023	0.01 EUR		
Sustainability type	-	03.07.2023	0.03 EUR		
Fund manager	James Lydotes	03.04.2023	0.02 EUR		

Performance	1M	6M	YTD	1Y	2Y	3Y	5Y	Since start
Performance	+4.04%	+12.46%	+7.93%	+10.17%	+17.74%	+31.35%	+47.66%	+249.43%
Performance p.a.	-	-	-	+10.14%	+8.51%	+9.52%	+8.10%	+9.85%
Sharpe ratio	8.53	3.25	2.55	0.79	0.48	0.57	0.32	0.49
Volatility	6.80%	7.04%	7.07%	8.02%	9.87%	10.07%	13.33%	12.21%
Worst month	-	-0.38%	-0.38%	-3.88%	-5.77%	-5.77%	-12.23%	-12.23%
Best month	-	3.73%	3.73%	3.73%	5.39%	5.94%	13.05%	13.05%
Maximum loss	-0.91%	-3.64%	-3.64%	-7.77%	-10.72%	-10.72%	-31.17%	-

Distribution permission

Austria, Germany, Switzerland, United Kingdom

¹ Important note on update status: The displayed date refers exclusively to the calculation of the NAV.

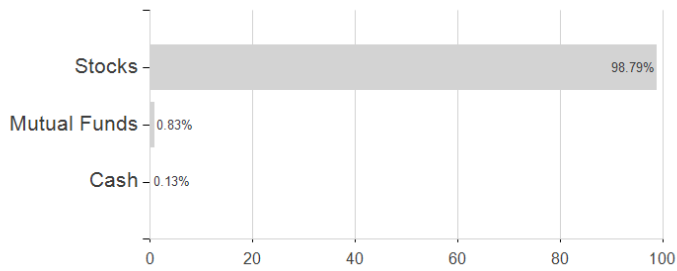
² The Mountain-View Data Fund Rating calculates a comparative ranking for funds using yield, volatility and trend data. For more information visit [MVD Funds Rating](#)

³ Displays the Ethical-Dynamical Ratio calculated according to standard criteria. The maximum value is 100. For more information visit [EDA](#)

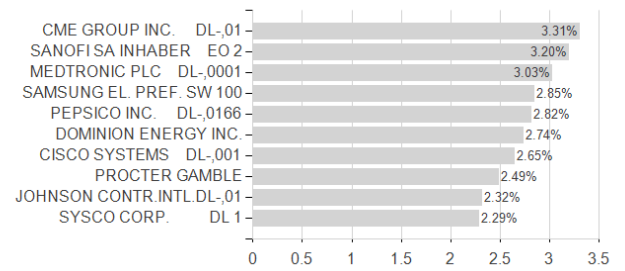
BNY Mellon Global Equity Income Fund Euro C (Inc.) / IE00B3Z20H86 / A1C9LE / BNY Mellon Fund M.

Assessment Structure

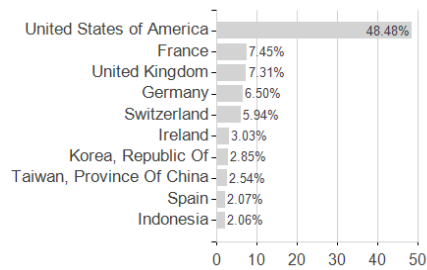
Assets



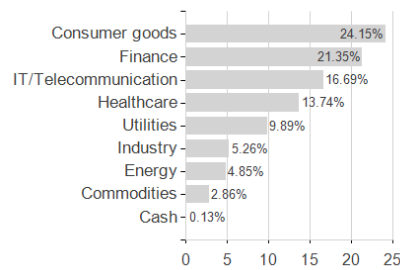
Largest positions



Countries



Branches



Currencies

