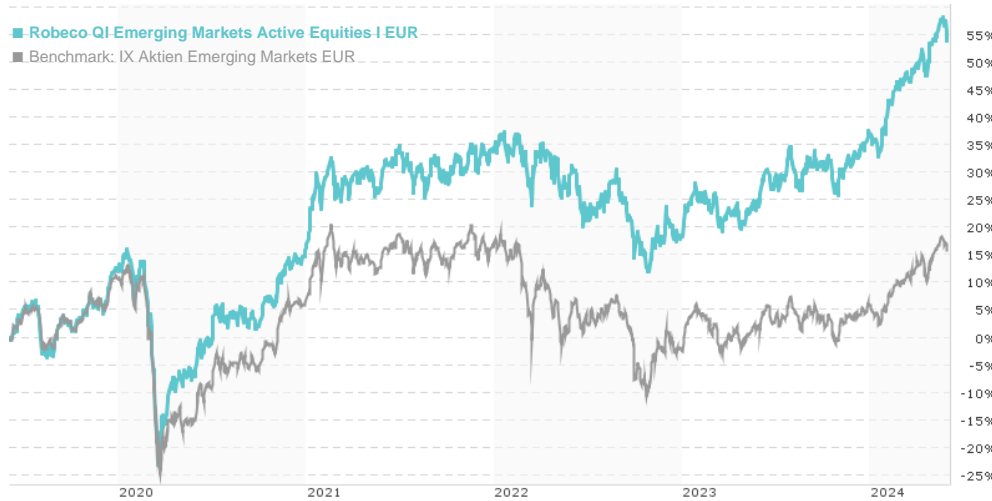


**Robeco QI Emerging Markets Active Equities I EUR / LU0329356306 / A0NDKK / Robeco Inst. AM**

Last 05/30/2024 <sup>1</sup>	Region	Branch	Type of yield	Type
<b>281.45 EUR</b>	Emerging Markets	Mixed Sectors	reinvestment	Equity Fund



**Risk key figures**

SRI 1 2 3 4 5 6 7

Mountain-View Funds Rating<sup>2</sup> EDA<sup>3</sup>

73

**Yearly Performance**

2023	+16.17%
2022	-11.65%
2021	+14.58%
2020	+4.57%
2019	+21.35%

Master data	Conditions	Other figures
-------------	------------	---------------

Fund type	Single fund	Issue surcharge	0.50%	Minimum investment	EUR 500,000.00
Category	Equity	Planned administr. fee	0.00%	Savings plan	-
Sub category	Mixed Sectors	Deposit fees	0.00%	UCITS / OGAW	Yes
Fund domicile	Luxembourg	Redemption charge	0.00%	Performance fee	0.00%
Tranch volume	-	Ongoing charges	-	Redeployment fee	0.00%
Total volume	(05/30/2024) EUR 1,931.36 mill.	Dividends		Investment company	
Launch date	1/29/2008	Robeco Inst. AM			
KESr report funds	Yes	Weena 850, 3014, Rotterdam			
Business year start	01.01.	Netherlands			
Sustainability type	-	https://www.robeco.com			
Fund manager	Wilma de Groot,Tim Dröge,Machiel Zwanenburg,Dean Walsh,Han van der Boon,Vania Sulman				

Performance	1M	6M	YTD	1Y	2Y	3Y	5Y	Since start
Performance	-0.23%	+15.64%	+11.79%	+24.29%	+18.53%	+17.57%	+54.27%	+181.45%
Performance p.a.	-	-	-	+24.21%	+8.86%	+5.54%	+9.05%	+6.54%
Sharpe ratio	-0.87	3.18	2.85	1.97	0.40	0.13	0.34	0.14
Volatility	7.82%	9.53%	9.67%	10.42%	12.70%	13.39%	15.32%	19.34%
Worst month	-	0.06%	0.06%	-3.92%	-8.77%	-8.77%	-16.05%	-20.88%
Best month	-	6.16%	6.16%	6.16%	9.21%	9.21%	9.35%	18.05%
Maximum loss	-2.66%	-3.47%	-3.22%	-6.53%	-14.72%	-18.58%	-33.83%	-

**Distribution permission**

Austria, Germany, Switzerland, United Kingdom, Luxembourg

<sup>1</sup> Important note on update status: The displayed date refers exclusively to the calculation of the NAV.

DISCLAIMER: The information on this page are for informational purposes only and should neither an offer to sell nor a solicitation for the purchase of the security or recommendation in favor of the security to be understood. baha GmbH assumes no liability despite thorough searches for the accuracy of the data.  
Funds data from: www.mountain-view.com. Fact Sheet created by: www.baha.com

## Robeco QI Emerging Markets Active Equities I EUR / LU0329356306 / A0NDKK / Robeco Inst. AM

2 The Mountain-View Data Fund Rating calculates a comparative ranking for funds using yield, volatility and trend data. For more information visit [MVD Funds Rating](#)

### Investment strategy

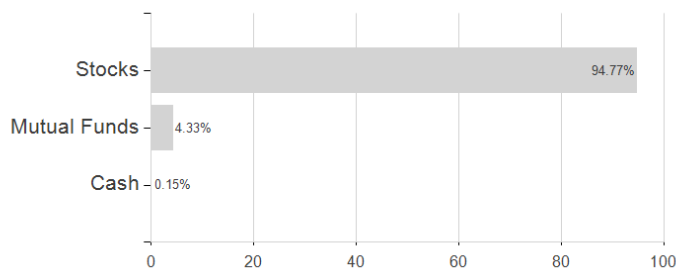
The fund aims for a better sustainability profile compared to the Benchmark by promoting E&S (i.e. Environmental and Social) characteristics within the meaning of Article 8 of the European Sustainable Finance Disclosure Regulation, integrating sustainability risks in the investment process and applying Robeco's Good Governance policy. The fund applies sustainability indicators, including but not limited to, normative, activity-based and region-based exclusions, proxy voting and engagement.

### Investment goal

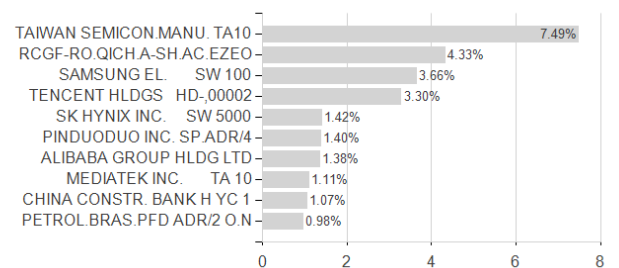
Robeco QI Emerging Markets Active Equities is an actively managed fund and invests in stocks of companies in emerging markets. The selection of these stocks is based on a quantitative model. The fund's objective is to consistently achieve a better return than the index. The fund uses a quantitative stock selection strategy which ranks stocks on their expected future relative performance using three factors: valuation, quality and momentum. Highly ranked stocks are overweighted against the Benchmark, whereas low-ranked stocks are underweighted, resulting in a well-diversified portfolio.

### Assessment Structure

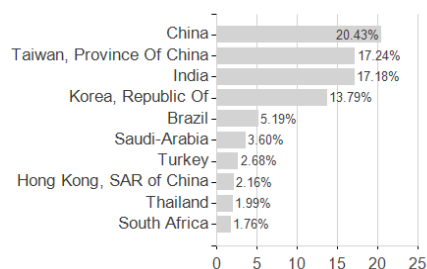
#### Assets



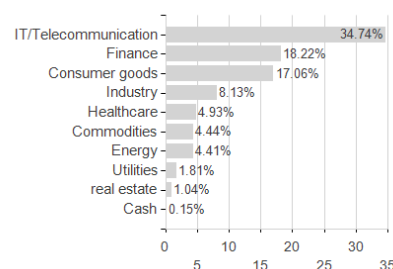
#### Largest positions



#### Countries



#### Branches



#### Currencies

