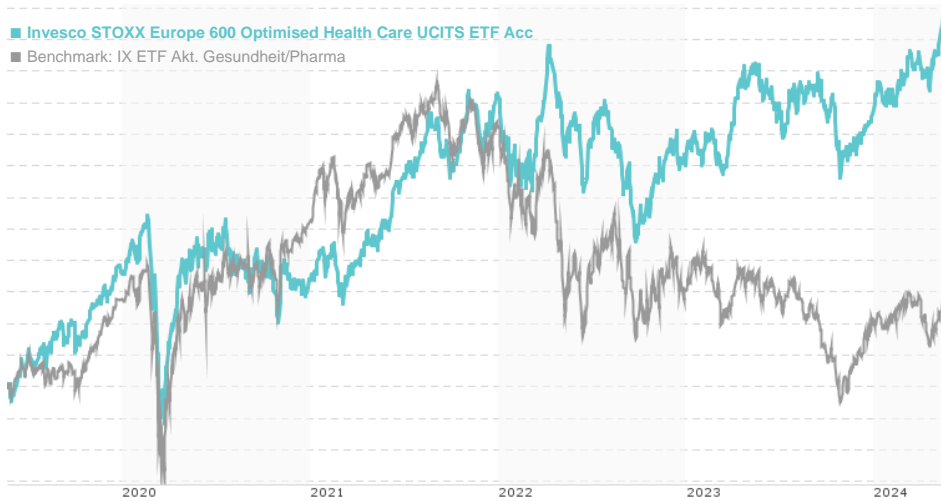


Invesco STOXX Europe 600 Optimised Health Care UCITS ETF Acc / IE00B5MJYY16 / A0RPR7 / Invesco IM

Last 05/21/2024 ¹	Region	Branch	Type of yield	Type
398.50 EUR	Europe	ETF Stocks	reinvestment	Alternative Investm.

■ Invesco STOXX Europe 600 Optimised Health Care UCITS ETF Acc
■ Benchmark: IX ETF Akt. Gesundheit/Pharma



Risk key figures

SRI 1 2 3 4 5 6 7

Mountain-View Funds Rating² EDA³

▲ ▲ ▲ ▲ ▲ ▲

Yearly Performance

2023	+5.90%
2022	-7.61%
2021	+25.23%
2020	-0.98%
2019	+30.49%

Master data		Conditions		Other figures	
Fund type	Single fund	Issue surcharge	0.00%	Minimum investment	UNT 1
Category	Equity	Planned administr. fee	0.00%	Savings plan	-
Sub category	ETF Stocks	Deposit fees	0.00%	UCITS / OGAW	Yes
Fund domicile	Ireland	Redemption charge	0.00%	Performance fee	0.00%
Tranch volume	(05/21/2024) EUR 11.05 mill.	Ongoing charges	-	Redeployment fee	0.00%
Total volume	(05/21/2024) EUR 11.05 mill.	Dividends		Investment company	
Launch date	7/8/2009	Invesco IM			
KESr report funds	Yes				
Business year start	01.12.	Ireland			
Sustainability type	-	https://www.invescomanagementcompany.ie			
Fund manager	Assenagon Asset Management S.A.				

Performance	1M	6M	YTD	1Y	2Y	3Y	5Y	Since start
Performance	+5.28%	+14.38%	+10.30%	+4.47%	+11.16%	+24.98%	+58.91%	+396.81%
Performance p.a.	-	-	-	+4.47%	+5.44%	+7.71%	+9.70%	+11.38%
Sharpe ratio	9.48	2.83	2.48	0.06	0.13	0.29	0.38	0.51
Volatility	9.20%	9.65%	10.20%	11.97%	12.93%	13.54%	15.65%	14.73%
Worst month	-	0.02%	0.02%	-6.64%	-8.02%	-8.02%	-8.02%	-8.02%
Best month	-	3.45%	3.45%	3.45%	5.94%	6.19%	10.18%	10.18%
Maximum loss	-0.92%	-4.09%	-4.09%	-11.90%	-15.31%	-20.10%	-25.88%	-

Distribution permission

Austria, Germany, United Kingdom

¹ Important note on update status: The displayed date refers exclusively to the calculation of the NAV.

² The Mountain-View Data Fund Rating calculates a comparative ranking for funds using yield, volatility and trend data. For more information visit [MVD Funds Rating](#)

³ Displays the Ethical-Dynamical Ratio calculated according to standard criteria. The maximum value is 100. For more information visit [EDA](#)

DISCLAIMER: The information on this page are for informational purposes only and should neither an offer to sell nor a solicitation for the purchase of the security or recommendation in favor of the security to be understood. baha GmbH assumes no liability despite thorough searches for the accuracy of the data.

Funds data from: [www.mountain-view.com](#). Fact Sheet created by: [www.baha.com](#)

Created: 05/23/2024

Invesco STOXX Europe 600 Optimised Health Care UCITS ETF Acc / IE00B5MJYY16 / A0RPR7 / Invesco IM

Investment strategy

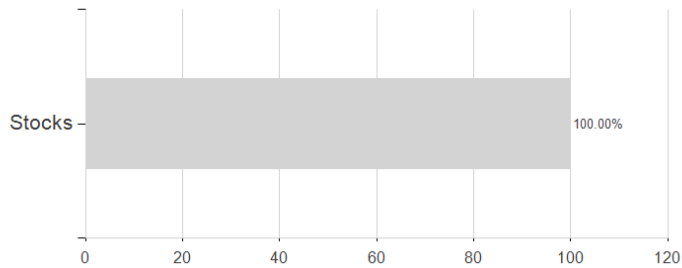
The Index represents the health care sector of the European market. The Index is derived from the STOXX Europe 600 Supersector Health Care Index. The Fund is a passively managed Exchange-Traded Fund. To achieve the objective the Fund will use unfunded swaps ("Swaps"). These Swaps are an agreement between the Fund and an approved counterparty to exchange one stream of cash flows against another stream but do not require the Fund to provide collateral, on the basis that the Fund has already invested in a basket of equities and equity related securities (namely shares).

Investment goal

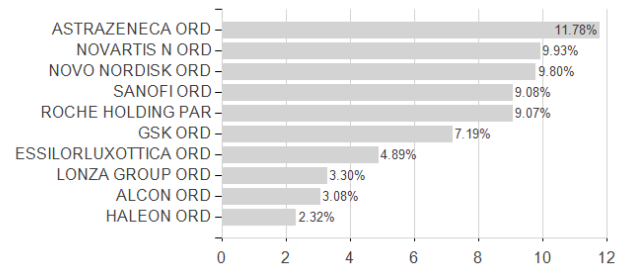
The objective of the Fund is to aim to track the Net Total Return performance of the STOXX Europe 600 Optimised Health Care Index (the "Index"), less fees, expenses and transaction costs.

Assessment Structure

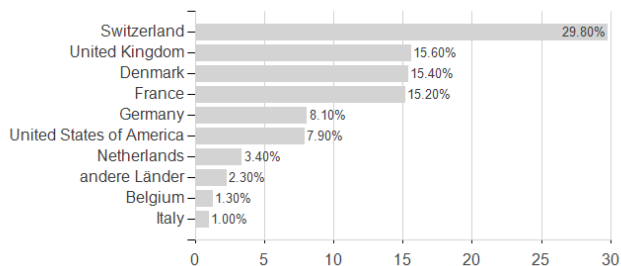
Assets



Largest positions



Countries



Branches

