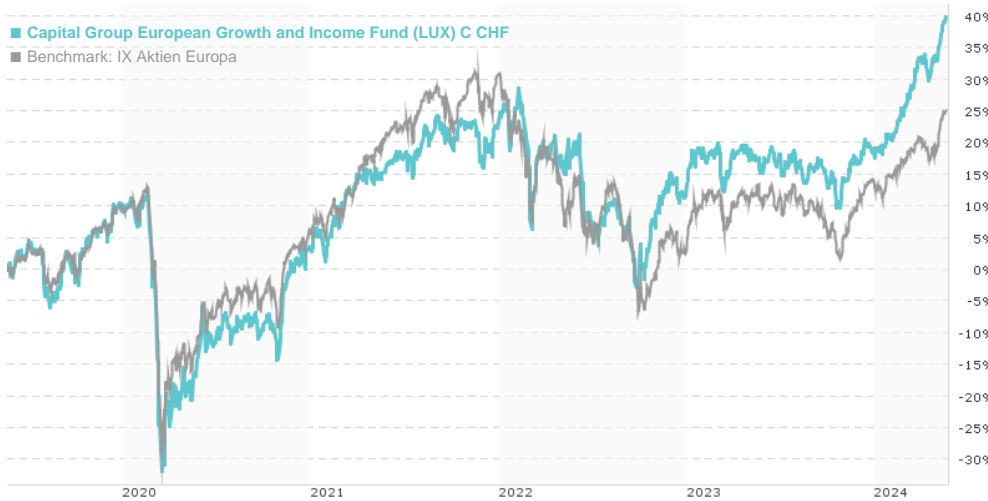


Capital Group European Growth and Income Fund (LUX) C CHF / LU0157030916 / 806256 / Capital Int. M. Co.

Last 05/21/2024 ¹	Region	Branch	Type of yield	Type
54.66 CHF	Europe	Mixed Sectors	reinvestment	Equity Fund

■ Capital Group European Growth and Income Fund (LUX) C CHF
■ Benchmark: IX Aktien Europa



Risk key figures

SRI 1 2 3 4 5 6 7

Mountain-View Funds Rating² EDA³

50

Yearly Performance

2023	+6.07%
2022	-8.86%
2021	+18.63%
2020	-5.55%
2019	+22.65%

Master data		Conditions		Other figures	
Fund type	Single fund	Issue surcharge	0.00%	Minimum investment	UNT 0
Category	Equity	Planned administr. fee	0.00%	Savings plan	-
Sub category	Mixed Sectors	Deposit fees	0.05%	UCITS / OGAW	Yes
Fund domicile	Luxembourg	Redemption charge	0.00%	Performance fee	0.00%
Tranch volume	(05/21/2024) EUR 46.12 mill.	Ongoing charges	-	Redeployment fee	0.00%
Total volume	(05/21/2024) EUR 162.49 mill.	Dividends		Investment company	
Launch date	10/30/2002	Capital Int. M. Co.			
KESr report funds	No	37A, Avenue J-F Kennedy, 1855, Luxembourg			
Business year start	01.01.	Luxembourg			
Sustainability type	-	https://www.capitalgroup.com			
Fund manager	Alfonso Barroso, Nicholas J. Grace, Caroline Randall				

Performance	1M	6M	YTD	1Y	2Y	3Y	5Y	Since start
Performance	+6.30%	+19.63%	+18.08%	+18.83%	+17.93%	+21.28%	+36.58%	+283.58%
Performance p.a.	-	-	-	+18.83%	+8.61%	+6.64%	+6.43%	+6.43%
Sharpe ratio	13.87	5.15	6.49	1.57	0.37	0.20	0.15	0.14
Volatility	8.07%	7.71%	7.77%	9.61%	13.10%	14.36%	18.01%	18.99%
Worst month	-	0.17%	0.17%	-3.72%	-11.11%	-11.11%	-18.54%	-21.07%
Best month	-	6.58%	6.58%	6.58%	9.51%	9.51%	15.88%	16.31%
Maximum loss	-0.57%	-2.98%	-2.98%	-8.08%	-19.95%	-24.40%	-39.10%	-

Distribution permission

Austria, Germany, Switzerland, United Kingdom, Luxembourg

¹ Important note on update status: The displayed date refers exclusively to the calculation of the NAV.

² The Mountain-View Data Fund Rating calculates a comparative ranking for funds using yield, volatility and trend data. For more information visit [MVD Funds Rating](#)

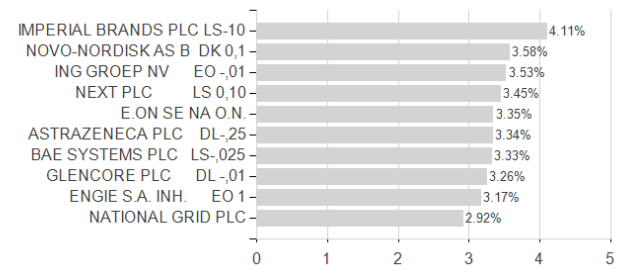
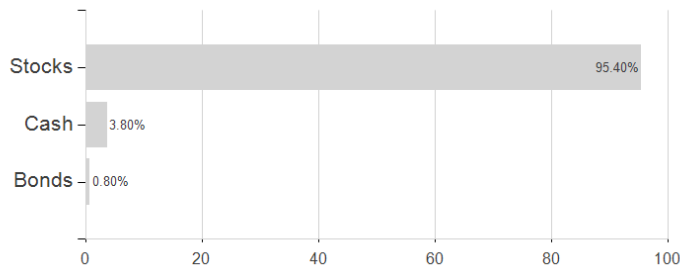
³ Displays the Ethical-Dynamical Ratio calculated according to standard criteria. The maximum value is 100. For more information visit [EDA](#)

Capital Group European Growth and Income Fund (LUX) C CHF / LU0157030916 / 806256 / Capital Int. M. Co.

Assessment Structure

Assets

Largest positions



Countries

Branches

Currencies

