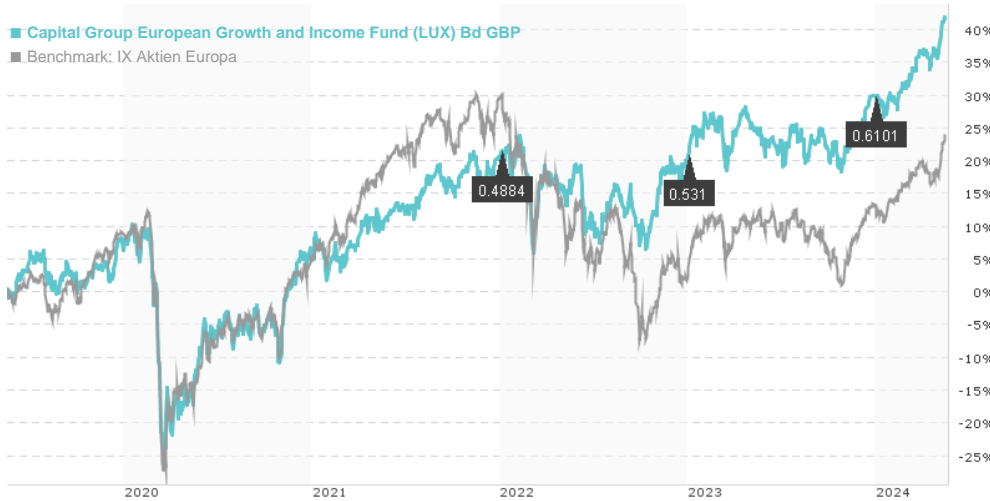


## Capital Group European Growth and Income Fund (LUX) Bd GBP / LU0193738191 / A0B51P / Capital Int. M. Co.

Last 05/16/2024 <sup>1</sup>	Region	Branch	Type of yield	Type
25.70 GBP	Europe	Mixed Sectors	paying dividend	Equity Fund

■ Capital Group European Growth and Income Fund (LUX) Bd GBP  
■ Benchmark: IX Aktien Europa



## Risk key figures

SRI 1 2 3 4 5 6 7

Mountain-View Funds Rating<sup>2</sup> EDA<sup>3</sup>

50

## Yearly Performance

2023	+9.00%
2022	-0.94%
2021	+14.72%
2020	-1.47%
2019	+18.05%

Master data		Conditions		Other figures	
Fund type	Single fund	Issue surcharge	5.25%	Minimum investment	UNT 0
Category	Equity	Planned administr. fee	0.00%	Savings plan	-
Sub category	Mixed Sectors	Deposit fees	0.05%	UCITS / OGAW	Yes
Fund domicile	Luxembourg	Redemption charge	0.00%	Performance fee	0.00%
Tranch volume	(05/16/2024) EUR 2.08 mill.	Ongoing charges	-	Redeployment fee	0.00%
Total volume	(05/16/2024) EUR 162.55 mill.	Dividends		Investment company	
Launch date	10/30/2002	02.01.2024	0.61 GBP	Capital Int. M. Co. 37A, Avenue J-F Kennedy, 1855, Luxembourg Luxembourg <a href="https://www.capitalgroup.com">https://www.capitalgroup.com</a>	
KESr report funds	No	03.01.2023	0.53 GBP		
Business year start	01.01.	04.01.2022	0.49 GBP		
Sustainability type	-	04.01.2021	0.10 GBP		
Fund manager	Alfonso Barroso, Nicholas J. Grace, Caroline Randall	02.01.2020	0.38 GBP		

Performance	1M	6M	YTD	1Y	2Y	3Y	5Y	Since start
Performance	+5.80%	+14.89%	+9.18%	+13.89%	+22.46%	+28.60%	+40.83%	+449.94%
Performance p.a.	-	-	-	+13.85%	+10.64%	+8.75%	+7.08%	+8.23%
Sharpe ratio	10.22	3.79	2.87	1.06	0.60	0.40	0.21	0.27
Volatility	9.29%	7.51%	8.01%	9.53%	11.44%	12.32%	15.77%	16.45%
Worst month	-	-0.85%	-0.85%	-4.67%	-7.69%	-7.69%	-15.83%	-15.83%
Best month	-	4.47%	4.47%	4.47%	7.39%	7.39%	13.54%	14.84%
Maximum loss	-1.20%	-2.50%	-2.42%	-5.74%	-10.81%	-14.34%	-31.37%	-

## Distribution permission

Austria, Germany, Switzerland, United Kingdom, Luxembourg

1 Important note on update status: The displayed date refers exclusively to the calculation of the NAV.

2 The Mountain-View Data Fund Rating calculates a comparative ranking for funds using yield, volatility and trend data. For more information visit [MVD Funds Rating](#)

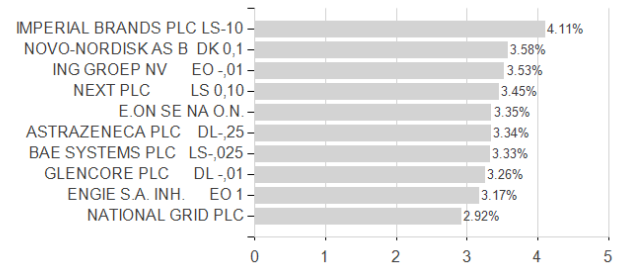
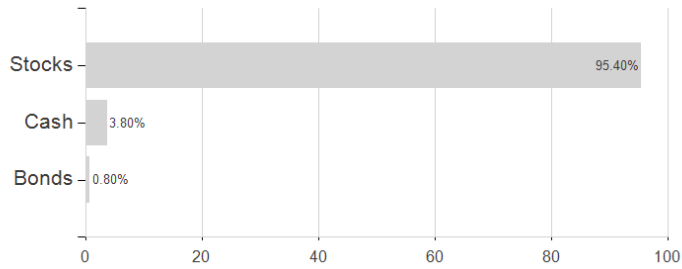
3 Displays the Ethical-Dynamical Ratio calculated according to standard criteria. The maximum value is 100. For more information visit [EDA](#)

**Capital Group European Growth and Income Fund (LUX) Bd GBP / LU0193738191 / A0B51P / Capital Int. M. Co.**

**Assessment Structure**

**Assets**

**Largest positions**



**Countries**

**Branches**

**Currencies**

