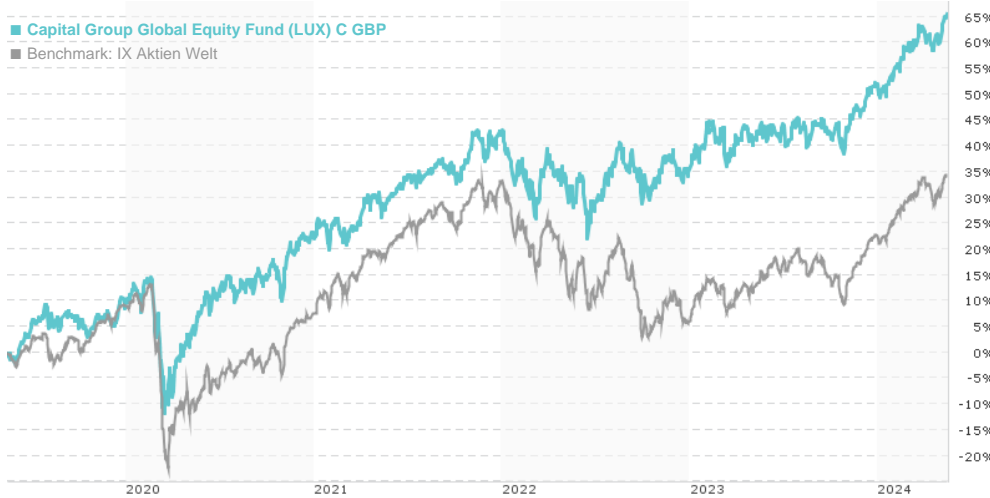


## Capital Group Global Equity Fund (LUX) C GBP / LU0115000134 / 940668 / Capital Int. M. Co.

| Last 05/15/2024 <sup>1</sup> | Region    | Branch        | Type of yield | Type        |
|------------------------------|-----------|---------------|---------------|-------------|
| 49.26 GBP                    | Worldwide | Mixed Sectors | reinvestment  | Equity Fund |

■ Capital Group Global Equity Fund (LUX) C GBP  
■ Benchmark: IX Aktien Welt



## Risk key figures

SRI 1 2 3 4 5 6 7

Mountain-View Funds Rating<sup>2</sup>EDA<sup>3</sup> 57

## Yearly Performance

|      |         |
|------|---------|
| 2023 | +12.57% |
| 2022 | -5.10%  |
| 2021 | +16.52% |
| 2020 | +12.34% |
| 2019 | +23.77% |

| Master data         |  | Conditions  |       | Other figures      |       |
|---------------------|--|---|-------|--------------------|-------|
| Fund type           | Single fund  | Issue surcharge   | 0.00% | Minimum investment | UNT 0 |
| Category            | Equity   | Planned administr. fee  | 0.00% | Savings plan       | -     |
| Sub category        | Mixed Sectors  | Deposit fees  | 0.05% | UCITS / OGAW       | Yes   |
| Fund domicile       | Luxembourg   | Redemption charge   | 0.00% | Performance fee    | 0.00% |
| Tranch volume       | (05/15/2024) EUR 386.15 mill.                            | Ongoing charges   | -     | Redeployment fee   | 0.00% |
| Total volume        | (05/15/2024) EUR 787.40 mill.                            | Dividends   |       | Investment company |       |
| Launch date         | 12/31/1969   | Capital Int. M. Co.   |       |                    |       |
| KESr report funds   | No   | 37A, Avenue J-F Kennedy, 1855, Luxembourg                               |       |                    |       |
| Business year start | 01.01.   | Luxembourg  |       |                    |       |
| Sustainability type | -  | <a href="https://www.capitalgroup.com">https://www.capitalgroup.com</a> |       |                    |       |
| Fund manager        | P. Winston, G. Du Manoir, S. Watson, W. Robbins, G. Fuss |   |       |                    |       |

| Performance      | 1M     | 6M      | YTD    | 1Y      | 2Y      | 3Y      | 5Y      | Since start |
|------------------|--------|---------|--------|---------|---------|---------|---------|-------------|
| Performance      | +3.77% | +12.75% | +8.93% | +16.04% | +25.95% | +28.92% | +66.93% | +35466.79%  |
| Performance p.a. | -      | -       | -      | +16.00% | +12.23% | +8.84%  | +10.78% | +11.40%     |
| Sharpe ratio     | 6.57   | 3.01    | 2.74   | 1.33    | 0.71    | 0.42    | 0.48    | 0.48        |
| Volatility       | 8.08%  | 7.82%   | 8.18%  | 9.16%   | 11.89%  | 11.97%  | 14.65%  | 15.82%      |
| Worst month      | -      | -2.02%  | -2.02% | -2.02%  | -4.88%  | -4.88%  | -7.96%  | -27.36%     |
| Best month       | -      | 4.64%   | 3.82%  | 4.64%   | 6.48%   | 6.48%   | 9.04%   | 12.21%      |
| Maximum loss     | -1.18% | -2.96%  | -2.96% | -4.91%  | -9.21%  | -14.66% | -23.01% | -           |

## Distribution permission

Austria, Germany, Switzerland, United Kingdom

<sup>1</sup> Important note on update status: The displayed date refers exclusively to the calculation of the NAV.

<sup>2</sup> The Mountain-View Data Fund Rating calculates a comparative ranking for funds using yield, volatility and trend data. For more information visit [MVD Funds Rating](#)

<sup>3</sup> Displays the Ethical-Dynamical Ratio calculated according to standard criteria. The maximum value is 100. For more information visit [EDA](#)

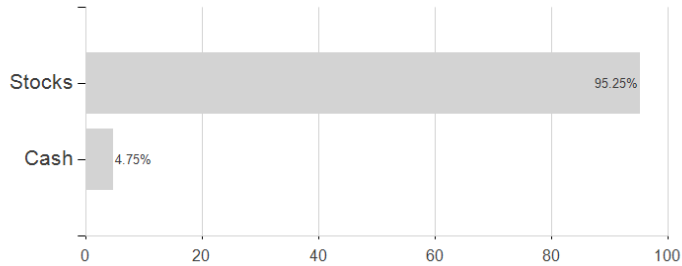
## Capital Group Global Equity Fund (LUX) C GBP / LU0115000134 / 940668 / Capital Int. M. Co.

### Investment goal

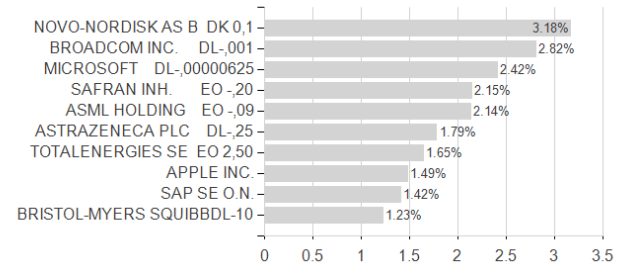
Long-term growth of capital by investing primarily in listed equity of companies, researched and selected from around the world.

### Assessment Structure

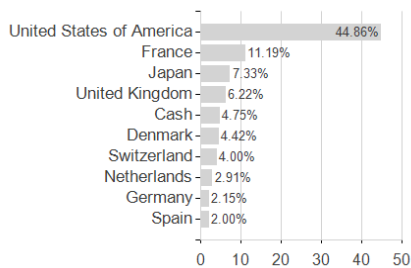
#### Assets



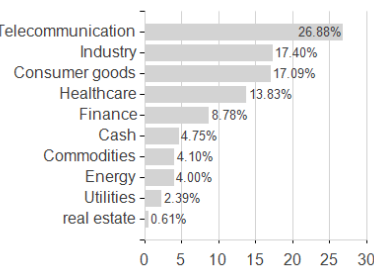
#### Largest positions



#### Countries



#### Branches



#### Currencies

