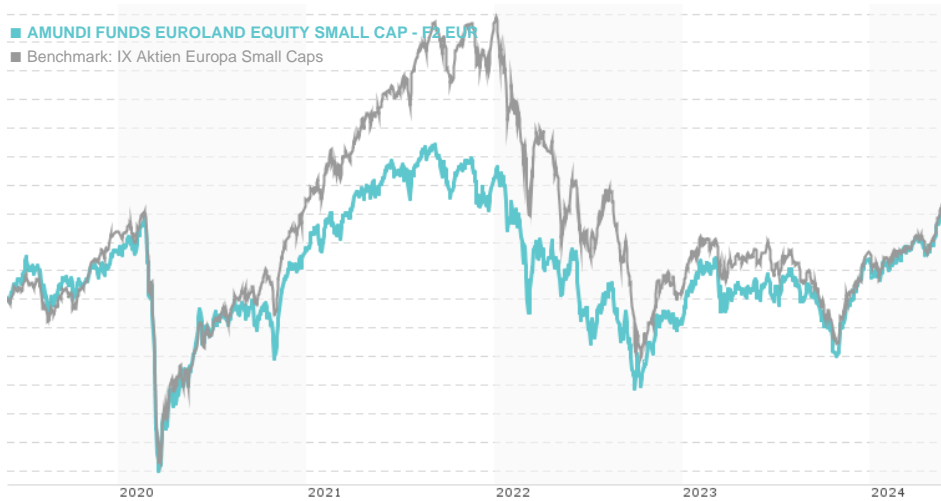


## AMUNDI FUNDS EUROLAND EQUITY SMALL CAP - F2 EUR / LU0568607542 / A1H4V8 / Amundi Luxembourg

Last 05/27/2024 <sup>1</sup>	Region	Branch	Type of yield	Type
198.06 EUR	Euroland	Mixed Sectors	reinvestment	Equity Fund



## Risk key figures

SRI 1 2 3 4 5 6 7

Mountain-View Funds Rating<sup>2</sup>EDA<sup>3</sup> 88

## Yearly Performance

2023	+11.64%
2022	-21.10%
2021	+11.69%
2020	+0.48%
2019	+21.73%

Master data		Conditions		Other figures	
Fund type	Single fund	Issue surcharge	0.00%	Minimum investment	UNT 0
Category	Equity	Planned administr. fee	0.00%	Savings plan	-
Sub category	Mixed Sectors	Deposit fees	0.00%	UCITS / OGAW	Yes
Fund domicile	Luxembourg	Redemption charge	0.00%	Performance fee	0.00%
Tranch volume	(05/27/2024) EUR 2.56 mill.	Ongoing charges	-	Redeployment fee	0.00%
Total volume	(05/27/2024) EUR 389.46 mill.	Dividends		Investment company	
Launch date	6/24/2011	Amundi Luxembourg			
KESr report funds	No	5 allée Scheffer, L-2520, Luxembourg			
Business year start	01.07.	Luxembourg			
Sustainability type	-	<a href="https://www.amundi.lu">https://www.amundi.lu</a>			
Fund manager	-				

Performance	1M	6M	YTD	1Y	2Y	3Y	5Y	Since start
Performance	+5.80%	+16.38%	+8.81%	+15.59%	+7.65%	-3.81%	+14.82%	+101.53%
Performance p.a.	-	-	-	+15.69%	+3.75%	-1.28%	+2.80%	+5.57%
Sharpe ratio	17.10	3.21	2.00	0.99	0.00	-0.31	-0.06	0.10
Volatility	6.12%	9.97%	9.86%	12.09%	16.04%	16.66%	18.12%	16.99%
Worst month	-	-1.34%	-1.34%	-6.43%	-12.02%	-12.02%	-21.62%	-21.62%
Best month	-	10.89%	6.11%	10.89%	10.89%	10.89%	16.50%	16.50%
Maximum loss	-0.49%	-3.43%	-2.96%	-14.55%	-22.45%	-33.56%	-38.69%	-

## Distribution permission

Austria, Germany, Switzerland, United Kingdom

<sup>1</sup> Important note on update status: The displayed date refers exclusively to the calculation of the NAV.<sup>2</sup> The Mountain-View Data Fund Rating calculates a comparative ranking for funds using yield, volatility and trend data. For more information visit [MVD Funds Rating](#)<sup>3</sup> Displays the Ethical-Dynamical Ratio calculated according to standard criteria. The maximum value is 100. For more information visit [EDA](#)

## AMUNDI FUNDS EUROLAND EQUITY SMALL CAP - F2 EUR / LU0568607542 / A1H4V8 / Amundi Luxembourg

### Investment strategy

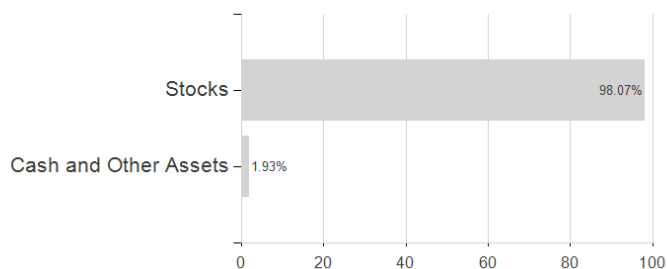
The Sub-Fund invests at least 75% of net assets in equities of companies that are headquartered and listed in the Eurozone, with a minimum of 51% of net assets in equities which have a market capitalisation below the maximum market capitalisation of the benchmark. Investments may be extended to other European Union member states, depending on the expectations regarding which countries may subsequently become part of the Eurozone. The Sub-Fund makes use of derivatives to reduce various risks and for efficient portfolio management. Benchmark : The Sub-Fund is actively managed and seeks to outperform the MSCI EMU Small Cap Index. The Sub-Fund is mainly exposed to the issuers of the benchmark, however, the management of the Sub-Fund is discretionary, and will invest in issuers not included in the benchmark. The Sub-Fund monitors risk exposure in relation to the benchmark however the extent of deviation from the Benchmark is expected to be material. Further, the Sub-Fund has designated the benchmark as a reference benchmark for the purpose of the Disclosure Regulation. The Benchmark is a broad market index, which does not assess or include constituents according to environmental characteristics, and therefore is not aligned with the environmental characteristics promoted by the Sub-Fund.

### Investment goal

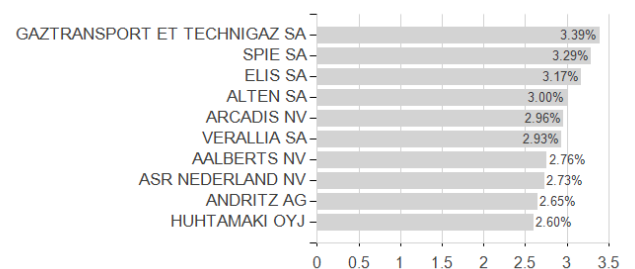
To achieve long-term capital growth.

### Assessment Structure

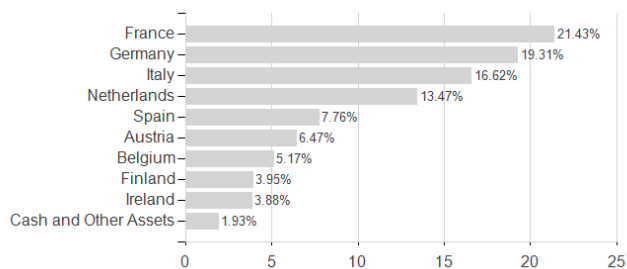
#### Assets



#### Largest positions



#### Countries



#### Branches

