

JPM US Select Equity C (dist) - GBP / LU0671461233 / A1JHRM / JPMorgan AM (EU)

Last 05/14/2024 ¹	Country	Branch	Type of yield	Type
398.90 GBP	United States of America	Mixed Sectors	paying dividend	Equity Fund



Risk key figures

SRI 1 2 3 4 5 6 7

Mountain-View Funds Rating² EDA³

▲ ▲ ▲ ▲ ▲ ▲

62

Yearly Performance

2023	+21.57%
2022	-12.14%
2021	+30.17%
2020	+20.87%
2019	+27.89%

Master data		Conditions		Other figures	
Fund type	Single fund	Issue surcharge	0.00%	Minimum investment	USD 10,000,000.00
Category	Equity	Planned administr. fee	0.00%	Savings plan	-
Sub category	Mixed Sectors	Deposit fees	0.00%	UCITS / OGAW	Yes
Fund domicile	Luxembourg	Redemption charge	0.00%	Performance fee	0.00%
Tranch volume	(05/14/2024) USD 0.208 mill.	Ongoing charges	-	Redeployment fee	0.00%
Total volume	(05/14/2024) USD 7,836.58 mill.	Dividends		Investment company	
Launch date	9/6/2011	08.03.2024	1.62 GBP	JPMorgan AM (EU) PO Box 275, 2012, Luxembourg Luxembourg https://www.jpmorganassetmanagement.de	
KESr report funds	No	08.03.2023	1.65 GBP		
Business year start	01.01.	08.03.2022	0.75 GBP		
Sustainability type	-	09.03.2021	1.56 GBP		
Fund manager	Scott Davis, Shilpee Raina	10.03.2020	1.05 GBP		

Performance	1M	6M	YTD	1Y	2Y	3Y	5Y	Since start
Performance	+0.67%	+16.84%	+11.47%	+28.31%	+30.41%	+45.03%	+111.45%	+596.35%
Performance p.a.	-	-	-	+28.31%	+14.22%	+13.18%	+16.14%	+16.52%
Sharpe ratio	0.32	3.09	2.66	2.17	0.67	0.60	0.70	0.80
Volatility	15.40%	10.68%	11.61%	11.34%	15.59%	15.69%	17.73%	15.92%
Worst month	-	-2.10%	-2.10%	-2.88%	-5.30%	-7.12%	-8.98%	-9.83%
Best month	-	5.27%	5.27%	5.27%	10.06%	10.06%	13.41%	13.41%
Maximum loss	-3.64%	-4.26%	-4.26%	-5.96%	-12.79%	-16.69%	-27.12%	-

Distribution permission

Austria, Germany, Switzerland, United Kingdom

¹ Important note on update status: The displayed date refers exclusively to the calculation of the NAV.

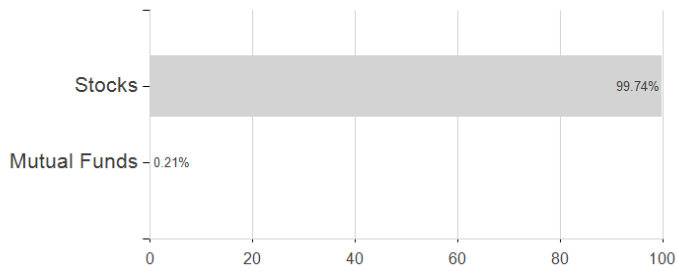
² The Mountain-View Data Fund Rating calculates a comparative ranking for funds using yield, volatility and trend data. For more information visit [MVD Funds Rating](#)

³ Displays the Ethical-Dynamical Ratio calculated according to standard criteria. The maximum value is 100. For more information visit [EDA](#)

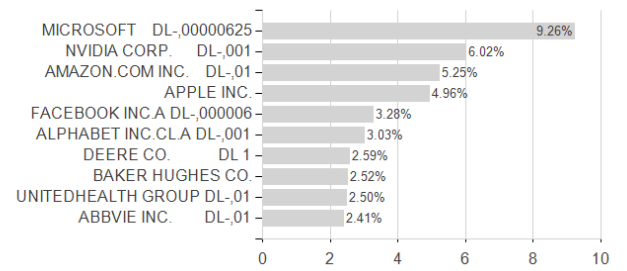
JPM US Select Equity C (dist) - GBP / LU0671461233 / A1JHRM / JPMorgan AM (EU)

Assessment Structure

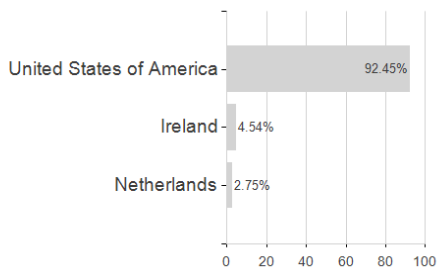
Assets



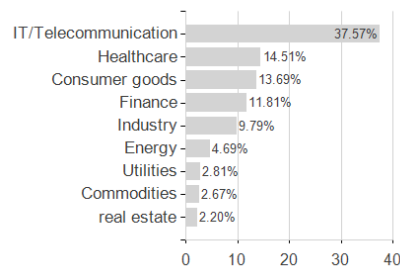
Largest positions



Countries



Branches



Currencies

