

Allianz Europe Small Cap Equity - WT - EUR / LU0294427389 / A0MN8T / Allianz GI.Investors

Last 05/23/2024 ¹	Region	Branch	Type of yield	Type
2896.54 EUR	Europe	Mixed Sectors	reinvestment	Equity Fund

■ Allianz Europe Small Cap Equity - WT - EUR
■ Benchmark: IX Aktien Europa Small Caps



Risk key figures

SRI 1 2 3 4 5 6 7

Mountain-View Funds Rating² EDA³

▲ ▲ ▲ ▲ ▲ ▲ 81

Yearly Performance

2023	+17.89%
2022	-29.20%
2021	+21.35%
2020	+9.03%
2019	+32.69%

Master data		Conditions		Other figures	
Fund type	Single fund	Issue surcharge	0.00%	Minimum investment	EUR 10,000,000.00
Category	Equity	Planned administr. fee	0.00%	Savings plan	-
Sub category	Mixed Sectors	Deposit fees	0.00%	UCITS / OGAW	Yes
Fund domicile	Luxembourg	Redemption charge	0.00%	Performance fee	0.00%
Tranch volume	(05/23/2024) EUR 65.31 mill.	Ongoing charges	-	Redeployment fee	0.00%
Total volume	(09/25/2023) EUR 345.97 mill.	Dividends		Investment company	
Launch date	6/5/2012	Allianz GI.Investors			
KESr report funds	No	Bockenheimer Landstraße 42-44, 60323, Frankfurt am Main			
Business year start	01.10.	Germany			
Sustainability type	-	https://www.allianzgi.com			
Fund manager	Heinrich Ey				

Performance	1M	6M	YTD	1Y	2Y	3Y	5Y	Since start
Performance	+6.11%	+11.36%	+2.62%	+7.00%	+10.00%	-6.34%	+24.13%	+189.65%
Performance p.a.	-	-	-	+6.98%	+4.87%	-2.16%	+4.41%	+9.29%
Sharpe ratio	13.10	1.76	0.26	0.23	0.06	-0.32	0.03	0.32
Volatility	7.79%	11.57%	11.64%	13.51%	17.84%	18.74%	20.61%	17.18%
Worst month	-	-2.32%	-2.32%	-7.00%	-13.16%	-13.16%	-19.34%	-19.34%
Best month	-	11.53%	6.94%	11.53%	12.43%	12.43%	15.76%	15.76%
Maximum loss	-0.68%	-6.03%	-5.83%	-15.65%	-22.82%	-39.27%	-40.66%	-

Distribution permission

Austria, Germany, Switzerland, United Kingdom

¹ Important note on update status: The displayed date refers exclusively to the calculation of the NAV.

² The Mountain-View Data Fund Rating calculates a comparative ranking for funds using yield, volatility and trend data. For more information visit [MVD Funds Rating](#)

³ Displays the Ethical-Dynamical Ratio calculated according to standard criteria. The maximum value is 100. For more information visit [EDA](#)

Allianz Europe Small Cap Equity - WT - EUR / LU0294427389 / A0MN8T / Allianz GI.Investors

Investment strategy

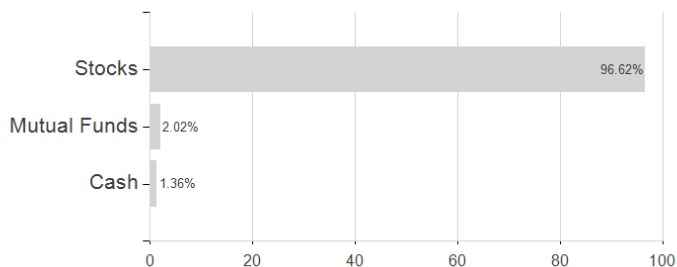
Min. 70% of Sub-Fund assets are invested in Equities in accordance with the investment objective. Small-sized companies are companies whose market capitalization is a maximum of 1.3 times the market capitalization of the largest security in the MSCI Europe Small Cap. Max. 30% of Sub-Fund assets may be invested in Equities other than described in the investment objective. Max. 25% of Sub-Fund assets may be invested in Emerging Markets. Max. 25% of Sub Fund assets may be held directly in time deposits and/or (up to 20% of Sub-Fund assets) in deposits at sight and/or invested in Money Market Instruments and/or (up to 10% of Sub-Fund assets) in money market funds for liquidity management. Max. 10% of Sub-Fund assets may be invested in UCITS and/or UCI. Equities, convertible bonds and/or money market instruments of one and the same issuer may be acquired up to 5.00% of the Sub-Fund assets. Bonds and money market instruments must have at the time of acquisition a rating of at least B- or a comparable rating from a recognised rating agency. Sub-Fund classifies as "equity-fund" according to German Investment Tax Act (GITA).

Investment goal

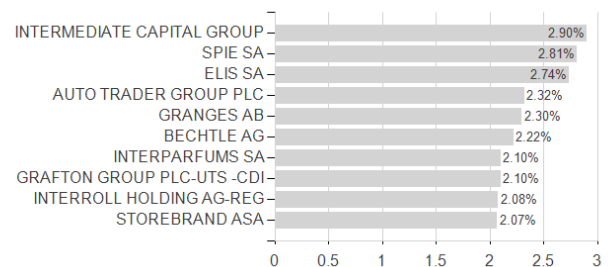
Long-term capital growth by investing in European Equity Markets with a focus on small-sized companies in accordance with the Sustainability Key Performance Indicator Strategy (Absolute Threshold) ("KPI Strategy (Absolute Threshold)"). In this context, the aim is to target a specific minimum allocation into Sustainable Investments to achieve the investment objective. The Sub-Fund follows the KPI Strategy (Absolute Threshold) which targets a specific minimum allocation into Sustainable Investments. Sustainable investments are investments in economic activities which contribute to environmental and/or social objectives, for which the Investment Managers uses as reference frameworks the UN Sustainable Development Goals (SDGs), as well as the objectives of the EU Taxonomy. Minimum exclusion criteria for direct investments are applied.

Assessment Structure

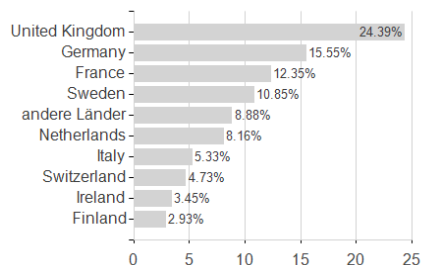
Assets



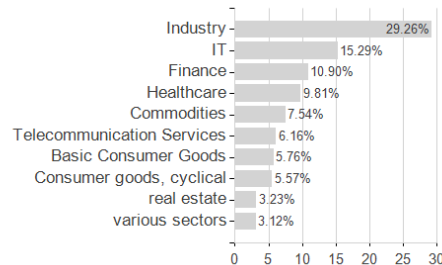
Largest positions



Countries



Branches



Currencies

