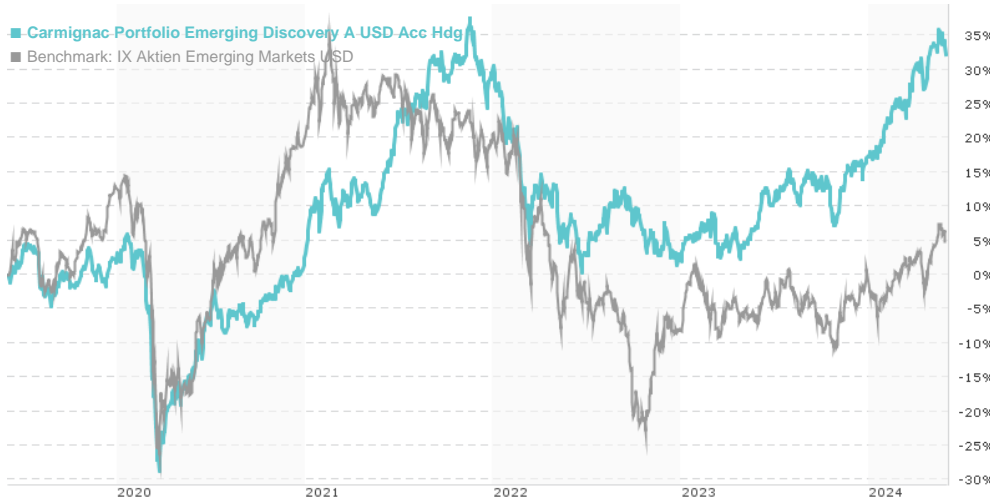


**Carmignac Portfolio Emerging Discovery A USD Acc Hdg / LU0807689582 / A1J2R6 / Carmignac Gestion LU**

Last 05/30/2024 <sup>1</sup>	Region	Branch	Type of yield	Type
198.16 USD	Emerging Markets	Mixed Sectors	reinvestment	Equity Fund



**Risk key figures**

SRI 1 2 3 4 5 6 7

Mountain-View Funds Rating<sup>2</sup> EDA<sup>3</sup>

74

**Yearly Performance**

2023	+14.57%
2022	-21.23%
2021	+26.17%
2020	+1.15%
2019	+12.95%

Master data		Conditions		Other figures	
Fund type	Single fund	Issue surcharge	4.00%	Minimum investment	UNT 0
Category	Equity	Planned administr. fee	0.00%	Savings plan	-
Sub category	Mixed Sectors	Deposit fees	0.00%	UCITS / OGAW	Yes
Fund domicile	Luxembourg	Redemption charge	0.00%	Performance fee	20.00%
Tranch volume	(05/30/2024) EUR 2.09 mill.	Ongoing charges	-	Redeployment fee	0.00%
Total volume	(05/30/2024) EUR 110.90 mill.	Dividends		Investment company	
Launch date	7/20/2012	Carmignac Gestion LU			
KESr report funds	Yes	7 Rue de la Chapell, 1325, Luxembourg			
Business year start	01.01.	Luxembourg			
Sustainability type	-	www.carmignac.com			
Fund manager	Xavier Hovasse, Amol Gogate				

Performance	1M	6M	YTD	1Y	2Y	3Y	5Y	Since start
Performance	-0.18%	+14.58%	+12.74%	+23.70%	+23.33%	+17.29%	+31.99%	+99.52%
Performance p.a.	-	-	-	+23.63%	+11.04%	+5.46%	+5.71%	+6.02%
Sharpe ratio	-0.74	2.67	2.88	1.93	0.63	0.13	0.14	0.18
Volatility	8.00%	10.41%	10.52%	10.33%	11.51%	12.61%	14.20%	12.70%
Worst month	-	-0.18%	-0.18%	-5.36%	-5.55%	-8.97%	-18.86%	-18.86%
Best month	-	7.08%	3.85%	7.08%	7.08%	9.90%	9.90%	9.90%
Maximum loss	-2.70%	-3.44%	-3.44%	-7.15%	-10.01%	-27.15%	-32.86%	-

**Distribution permission**

Austria, Germany, Switzerland, United Kingdom, Luxembourg

<sup>1</sup> Important note on update status: The displayed date refers exclusively to the calculation of the NAV.

<sup>2</sup> The Mountain-View Data Fund Rating calculates a comparative ranking for funds using yield, volatility and trend data. For more information visit [MVD Funds Rating](#)

<sup>3</sup> Displays the Ethical-Dynamical Ratio calculated according to standard criteria. The maximum value is 100. For more information visit [EDA](#)

## Carmignac Portfolio Emerging Discovery A USD Acc Hdg / LU0807689582 / A1J2R6 / Carmignac Gestion LU

### Investment strategy

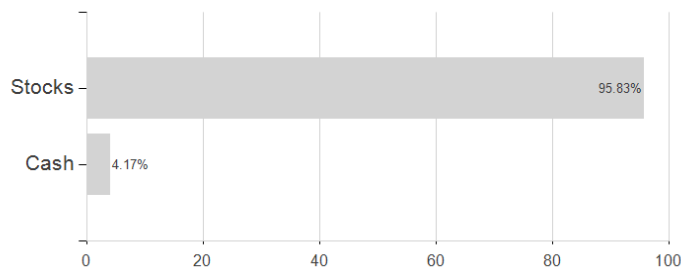
The portfolio is mainly invested in equities (at least 60%). It will be actively exposed to emerging markets through the selection of small and medium-sized companies offering mid to long-term return prospects and growth potential selected on the basis of their company fundamentals. The manager may use Relative Value strategies as performance drivers, looking to take advantage of the relative value between different instruments. Short positions may also be taken through derivatives. The sub-fund uses derivatives for hedging or arbitrage purposes, or to expose the portfolio to the following risks (directly or via indices): currencies, bonds, equities (all categories of capitalisation), ETFs, dividends, volatility, variance (the latter two categories for up to 10% of net assets) and commodities (up to 10% of assets).

### Investment goal


The sub-fund aims to outperform its reference indicator through exposure to the small and mid- cap equity markets of emerging countries. The reference indicator comprises 50% MSCI EM Mid CAP NR (USD) index and 50% MSCI EM Small CAP NR (USD) index. It is rebalanced each quarter and converted into euro for EUR units and hedged units, and into the reference currency of the unit class for unhedged units.

### Assessment Structure

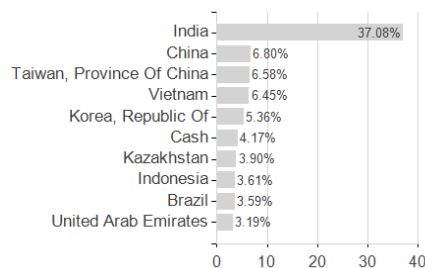
#### Assets



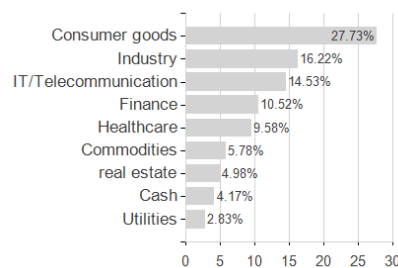
#### Largest positions



#### Countries



#### Branches



#### Currencies

