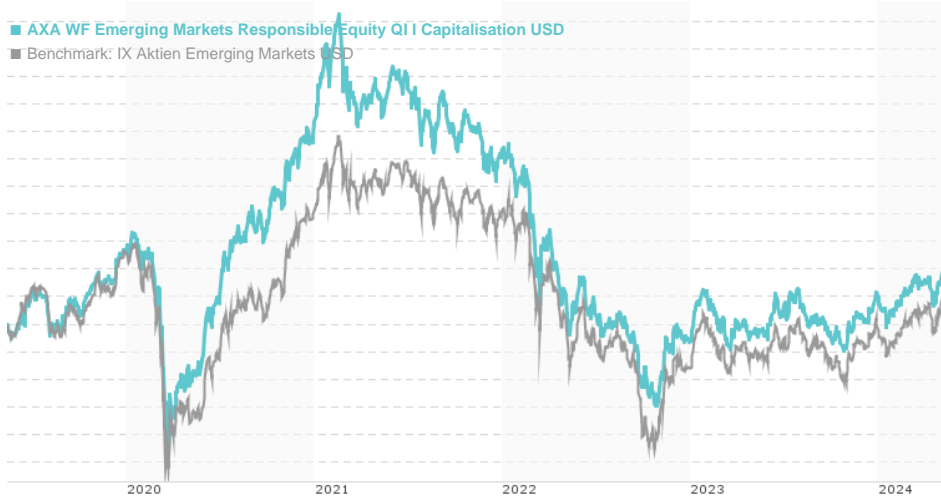


## AXA WF Emerging Markets Responsible Equity QI I Capitalisation USD / LU0814372206 / A1J2JP / AXA Fds.

Last 05/14/2024 <sup>1</sup>	Region	Branch	Type of yield	Type
137.40 USD	Emerging Markets	Mixed Sectors	reinvestment	Equity Fund

■ AXA WF Emerging Markets Responsible Equity QI I Capitalisation USD  
■ Benchmark: IX Aktien Emerging Markets USD



## Risk key figures

SRI 1 2 3 4 5 6 7

Mountain-View Funds Rating<sup>2</sup>EDA<sup>3</sup>

▲ ▲ ▲ ▲ ▲ ▲

77

## Yearly Performance

2023	+9.43%
2022	-26.62%
2021	-3.53%
2020	+21.26%
2019	+24.21%

Master data		Conditions		Other figures	
Fund type	Single fund	Issue surcharge	0.00%	Minimum investment	USD 5,000,000.00
Category	Equity	Planned administr. fee	0.00%	Savings plan	-
Sub category	Mixed Sectors	Deposit fees	0.00%	UCITS / OGAW	Yes
Fund domicile	Luxembourg	Redemption charge	0.00%	Performance fee	0.00%
Tranch volume	-	Ongoing charges	-	Redeployment fee	0.00%
Total volume	(05/14/2024) USD 103.81 mill.	Dividends		Investment company	
Launch date	9/5/2012	AXA Fds. Management			
KES <sup>t</sup> report funds	Yes	49, Avenue J.F. Kennedy, 1855, Luxembourg			
Business year start	01.01.	Luxembourg			
Sustainability type	-	www.axa-im.com			
Fund manager	Simon Weston, William Chuang				

Performance	1M	6M	YTD	1Y	2Y	3Y	5Y	Since start
Performance	+4.73%	+11.45%	+4.64%	+12.48%	+10.01%	-19.49%	+11.58%	+37.40%
Performance p.a.	-	-	-	+12.48%	+4.89%	-6.97%	+2.21%	+2.75%
Sharpe ratio	5.91	1.85	0.85	0.74	0.07	-0.66	-0.09	-0.07
Volatility	12.72%	11.12%	11.11%	11.71%	14.97%	16.26%	17.68%	15.16%
Worst month	-	-4.05%	-4.05%	-5.47%	-11.12%	-11.12%	-17.83%	-17.83%
Best month	-	6.39%	4.14%	6.39%	14.88%	14.88%	14.88%	14.88%
Maximum loss	-2.32%	-6.04%	-5.07%	-10.66%	-21.78%	-42.03%	-45.48%	-

## Distribution permission

Austria, Germany, Switzerland, United Kingdom

<sup>1</sup> Important note on update status: The displayed date refers exclusively to the calculation of the NAV.

<sup>2</sup> The Mountain-View Data Fund Rating calculates a comparative ranking for funds using yield, volatility and trend data. For more information visit [MVD Funds Rating](#)

DISCLAIMER: The information on this page are for informational purposes only and should neither an offer to sell nor a solicitation for the purchase of the security or recommendation in favor of the security to be understood. baha GmbH assumes no liability despite thorough searches for the accuracy of the data.

Funds data from: [www.mountain-view.com](#). Fact Sheet created by: [www.baha.com](#)

Created: 05/15/2024

## AXA WF Emerging Markets Responsible Equity QI I Capitalisation USD / LU0814372206 / A1J2JP / AXA Fds.

### Investment strategy

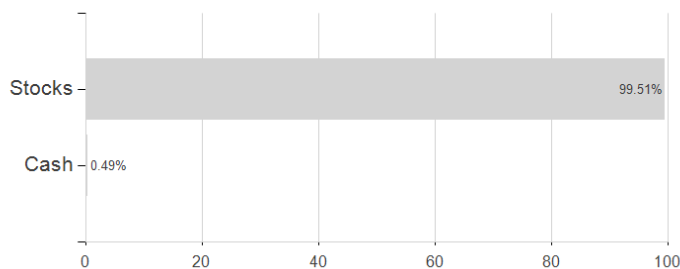
The Sub-Fund is actively managed in order to capture opportunities in emerging market equities worldwide, by mainly investing in equities of companies that are part of the Benchmark universe. The investment universe may extend to equity securities listed in countries of the Benchmark that are not constituents of the Benchmark. As part of the investment process, the Investment Manager has broad discretion over the composition of the Sub-Fund's portfolio and can take, based on its investment convictions, large overweight or underweight positions on the countries, sectors or companies compared to the Benchmark's composition and/or take exposure to companies, countries or sectors not included in the Benchmark, even though the Benchmark constituents are generally representative of the Sub-Fund's portfolio.

### Investment goal

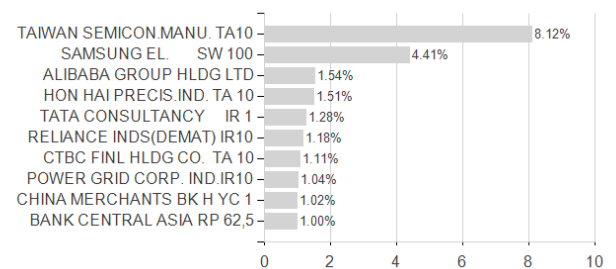
The Sub-Fund seeks to achieve long-term capital return in USD above that of the MSCI Emerging Markets Total Return Net Index (the "Benchmark"), by investing in equities issued companies domiciled or doing most of their business in emerging markets, and to apply an ESG approach.

### Assessment Structure

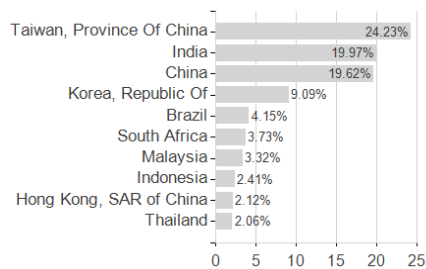
#### Assets



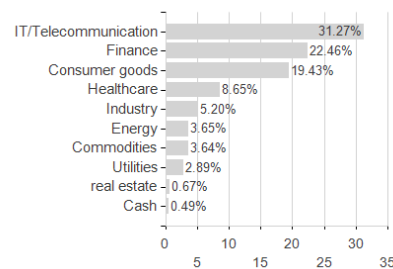
#### Largest positions



#### Countries



#### Branches



#### Currencies

