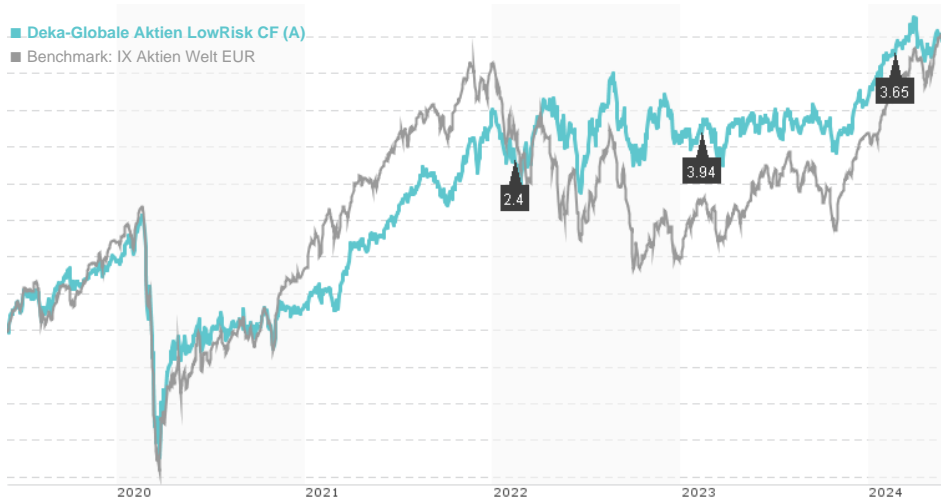


## Deka-Globale Aktien LowRisk CF (A) / LU0851806900 / DK2CFX / Deka International

| Last 05/31/2024 <sup>1</sup> | Region    | Branch        | Type of yield   | Type        |
|------------------------------|-----------|---------------|-----------------|-------------|
| 233.72 EUR                   | Worldwide | Mixed Sectors | paying dividend | Equity Fund |

■ Deka-Globale Aktien LowRisk CF (A)  
■ Benchmark: IX Aktien Welt EUR



## Risk key figures

SRI 1 2 3 4 5 6 7

Mountain-View Funds Rating<sup>2</sup> EDA<sup>3</sup>

▲ ▲ ▲ ▲ ▲ ▲

69

## Yearly Performance

|      |         |
|------|---------|
| 2023 | +4.22%  |
| 2022 | -3.03%  |
| 2021 | +26.05% |
| 2020 | -5.69%  |
| 2019 | +24.49% |

| Master data         |                                 | Conditions             |          | Other figures  |       |
|---------------------|---------------------------------|------------------------|----------|--|-------|
| Fund type           | Single fund                     | Issue surcharge        | 3.75%    | Minimum investment   | UNT 0 |
| Category            | Equity                          | Planned administr. fee | 0.00%    | Savings plan   | Yes   |
| Sub category        | Mixed Sectors                   | Deposit fees           | 0.12%    | UCITS / OGAW   | Yes   |
| Fund domicile       | Luxembourg                      | Redemption charge      | 0.00%    | Performance fee  | 0.00% |
| Tranch volume       | (05/31/2024) EUR 3,366.25 mill. | Ongoing charges        | -        | Redeployment fee   | 0.00% |
| Total volume        | -                               | Dividends              |          | Investment company   |       |
| Launch date         | 12/17/2012                      | 21.02.2024             | 3.65 EUR | Deka International<br>6, rue Lou Hemmer, 1748, Luxembourg-Findel<br>Luxembourg<br>www.deka.de/deka-international |       |
| KESt report funds   | Yes                             | 10.02.2023             | 3.94 EUR |  |       |
| Business year start | 01.12.                          | 11.02.2022             | 2.40 EUR |  |       |
| Sustainability type | -                               | 12.02.2021             | 1.10 EUR |  |       |
| Fund manager        | Detlev Meyer                    | 14.02.2020             | 1.55 EUR |  |       |

| Performance      | 1M     | 6M     | YTD    | 1Y     | 2Y     | 3Y      | 5Y      | Since start |
|------------------|--------|--------|--------|--------|--------|---------|---------|-------------|
| Performance      | -0.57% | +7.99% | +4.76% | +8.29% | +7.48% | +21.85% | +37.30% | +172.27%    |
| Performance p.a. | -      | -      | -      | +8.27% | +3.67% | +6.80%  | +6.54%  | +9.13%      |
| Sharpe ratio     | -1.58  | 1.92   | 1.24   | 0.61   | -0.01  | 0.31    | 0.23    | 0.48        |
| Volatility       | 6.51%  | 6.71%  | 6.60%  | 7.34%  | 9.51%  | 9.67%   | 11.95%  | 11.08%      |
| Worst month      | -      | -2.88% | -2.88% | -3.01% | -5.00% | -5.00%  | -10.56% | -10.56%     |
| Best month       | -      | 4.53%  | 4.53%  | 4.53%  | 6.08%  | 6.08%   | 8.38%   | 8.73%       |
| Maximum loss     | -2.16% | -4.05% | -4.05% | -5.06% | -9.29% | -9.74%  | -28.59% | -           |

## Distribution permission

Germany, Luxembourg

<sup>1</sup> Important note on update status: The displayed date refers exclusively to the calculation of the NAV.

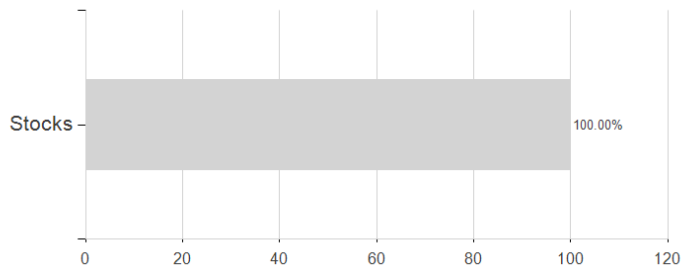
<sup>2</sup> The Mountain-View Data Fund Rating calculates a comparative ranking for funds using yield, volatility and trend data. For more information visit [MVD Funds Rating](#)

<sup>3</sup> Displays the Ethical-Dynamical Ratio calculated according to standard criteria. The maximum value is 100. For more information visit [EDA](#)

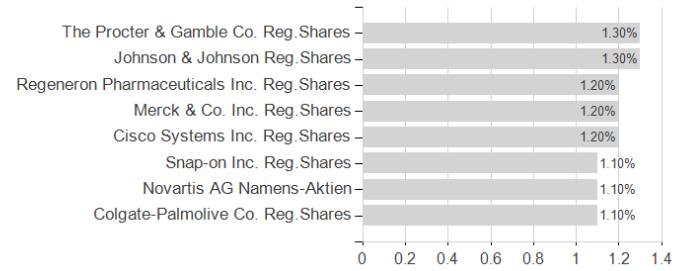
## Deka-Globale Aktien LowRisk CF (A) / LU0851806900 / DK2CFX / Deka International

### Assessment Structure

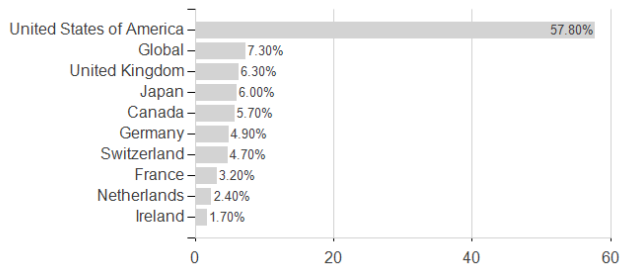
#### Assets



#### Largest positions



#### Countries



#### Branches

