

## Flossbach von Storch - Dividend I / LU0831568646 / A1J4RG / Flossbach Von Storch

Last 04/30/2024 <sup>1</sup>	Region	Branch	Type of yield	Type
222.71 EUR	Worldwide	Mixed Sectors	paying dividend	Equity Fund



## Risk key figures

SRI 1 2 3 4 5 6 7

Mountain-View Funds Rating<sup>2</sup>EDA<sup>3</sup> 62

## Yearly Performance

2023	+5.70%
2022	-8.75%
2021	+28.04%
2020	+6.74%
2019	+30.77%

Master data		Conditions		Other figures	
Fund type	Single fund	Issue surcharge	5.00%	Minimum investment	EUR 1,000,000.00
Category	Equity	Planned administr. fee	0.00%	Savings plan	-
Sub category	Mixed Sectors	Deposit fees	0.07%	UCITS / OGAW	Yes
Fund domicile	Luxembourg	Redemption charge	0.00%	Performance fee	0.00%
Tranch volume	(04/30/2024) EUR 148.92 mill.	Ongoing charges	-	Redeployment fee	0.00%
Total volume	(04/30/2024) EUR 889.19 mill.	Dividends		Investment company	
Launch date	10/2/2012	12.12.2023	4.20 EUR	Flossbach Von Storch Ottoplatz 1, 50679, Köln Germany <a href="https://www.flossbachvonstorch.de">https://www.flossbachvonstorch.de</a>	
KESr report funds	Yes	09.12.2022	4.01 EUR		
Business year start	01.10.	10.12.2021	4.00 EUR		
Sustainability type	-	11.12.2020	3.80 EUR		
Fund manager	Ludwig Palm, Michael Illig, Michael Altintzoglou	13.12.2019	3.78 EUR		

Performance	1M	6M	YTD	1Y	2Y	3Y	5Y	Since start
Performance	-1.99%	+12.81%	+5.81%	+6.63%	+8.05%	+18.80%	+50.70%	+188.94%
Performance p.a.	-	-	-	+6.65%	+3.95%	+5.91%	+8.54%	+9.60%
Sharpe ratio	-3.31	2.88	1.86	0.37	0.01	0.17	0.32	0.44
Volatility	8.14%	8.15%	8.09%	7.74%	12.45%	12.32%	14.83%	13.15%
Worst month	-	-2.83%	-1.52%	-2.83%	-7.68%	-7.68%	-9.49%	-9.49%
Best month	-	3.76%	3.76%	3.76%	8.80%	8.80%	12.18%	12.84%
Maximum loss	-3.20%	-3.20%	-3.20%	-6.27%	-13.71%	-15.06%	-27.19%	-

## Distribution permission

Austria, Germany, Switzerland, Luxembourg

<sup>1</sup> Important note on update status: The displayed date refers exclusively to the calculation of the NAV.<sup>2</sup> The Mountain-View Data Fund Rating calculates a comparative ranking for funds using yield, volatility and trend data. For more information visit [MVD Funds Rating](#)<sup>3</sup> Displays the Ethical-Dynamical Ratio calculated according to standard criteria. The maximum value is 100. For more information visit [EDA](#)

## Flossbach von Storch - Dividend I / LU0831568646 / A1J4RG / Flossbach Von Storch

### Investment strategy

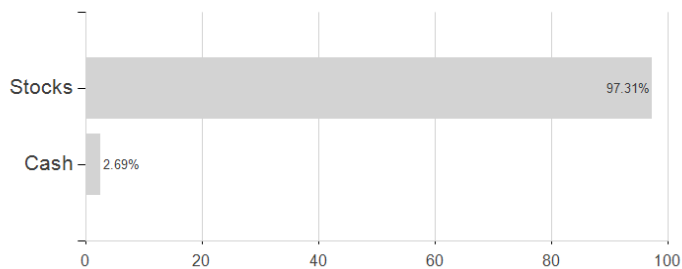
The investment focus is on equities issued by companies that are characterised not only by a strong barrier of entry (e.g. a strong brand, patents/licences, cost advantages, technological leadership) and an above-average ability to withstand crises, but that also have an attractive dividend profile in the form of reliable, high dividends with potential for future growth. This requires above-average profit growth with a moderate distribution rate and a sound financing structure. Equities in companies are also considered if they are expected to have extraordinary price potential based on specific criteria or situations. Such special situations may occur due to the performance of the market as a whole, an industry or an individual company. The sub-fund is actively managed. No index is used for comparison purposes. At least 75% of the sub-fund's assets are invested directly in equities. The fund may additionally invest in equity certificates, equity index certificates, bonds, fixed-term deposits, UCITS or other UCI ("target funds"). The sub-fund is an equity fund.

### Investment goal

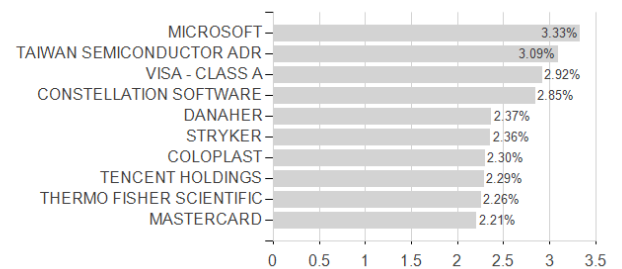
The objective of the investment policy of the Flossbach von Storch - Dividend (the "sub-fund") is to distribute a reasonable amount of annual income each year and to achieve reasonable asset growth in line with the risk levels, taking into consideration the risk involved for the investors.

### Assessment Structure

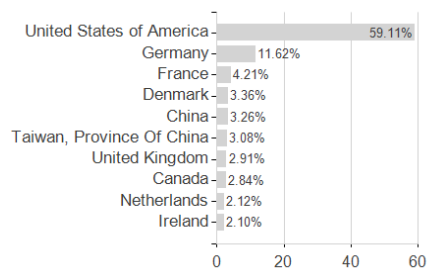
#### Assets



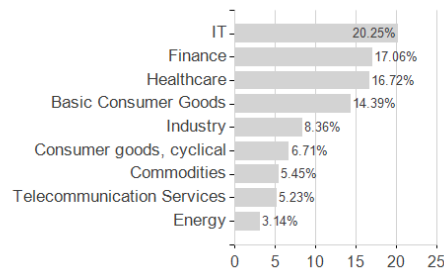
#### Largest positions



#### Countries



#### Branches



#### Currencies

