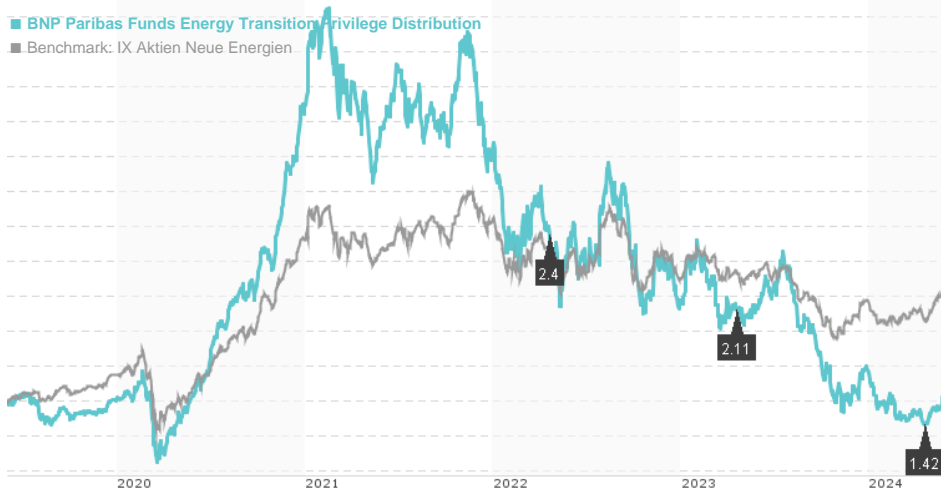


BNP Paribas Funds Energy Transition Privilege Distribution / LU0823415442 / A1T8W7 / BNP PARIBAS AM (LU)

Last 05/30/2024 ¹	Region	Branch	Type of yield	Type
61.36 EUR	Worldwide	Sector Energy	paying dividend	Equity Fund

■ BNP Paribas Funds Energy Transition Privilege Distribution
■ Benchmark: IX Aktien Neue Energien



Risk key figures

SRI 1 2 3 4 5 6 7

Mountain-View Funds Rating²EDA³

Yearly Performance

2023	-25.10%
2022	-35.02%
2021	-9.72%
2020	+166.94%
2019	+5.39%

Master data		Conditions		Other figures	
Fund type	Single fund	Issue surcharge	3.00%	Minimum investment	EUR 3,000,000.00
Category	Equity	Planned administr. fee	0.00%	Savings plan	-
Sub category	Sector Energy	Deposit fees	0.00%	UCITS / OGAW	Yes
Fund domicile	Luxembourg	Redemption charge	0.00%	Performance fee	0.00%
Tranch volume	(05/30/2024) EUR 16.46 mill.	Ongoing charges	-	Redeployment fee	0.00%
Total volume	(05/30/2024) EUR 1,033.66 mill.	Dividends		Investment company	
Launch date	5/17/2013	19.04.2024	1.42 EUR	BNP PARIBAS AM (LU) 10, rue Edward Steichen, 2540, Luxembourg Luxembourg https://www.bnpparibas-am.com	
KEST report funds	No	19.04.2023	2.11 EUR		
Business year start	01.01.	20.04.2022	2.40 EUR		
Sustainability type	New energies	20.04.2021	3.20 EUR		
Fund manager	Ulrik FUGMANN	20.04.2020	1.49 EUR		

Performance	1M	6M	YTD	1Y	2Y	3Y	5Y	Since start
Performance	+13.95%	-0.19%	-11.38%	-32.53%	-45.80%	-59.00%	+5.66%	-20.77%
Performance p.a.	-	-	-	-32.46%	-26.35%	-25.71%	+1.11%	-2.09%
Sharpe ratio	15.64	-0.13	-1.01	-1.05	-0.80	-0.78	-0.07	-0.20
Volatility	24.66%	31.87%	29.24%	34.73%	37.83%	37.94%	36.20%	29.43%
Worst month	-	-16.86%	-16.86%	-20.22%	-20.22%	-20.22%	-26.62%	-26.62%
Best month	-	13.95%	13.95%	13.95%	19.93%	19.93%	32.77%	32.77%
Maximum loss	-2.57%	-27.63%	-25.81%	-53.12%	-63.19%	-72.00%	-73.16%	-

Distribution permission

Austria, Germany, Switzerland, United Kingdom, Luxembourg

¹ Important note on update status: The displayed date refers exclusively to the calculation of the NAV.

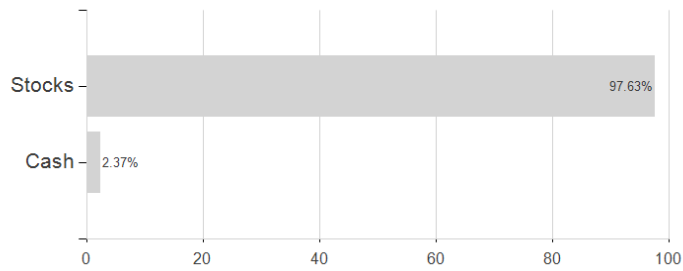
² The Mountain-View Data Fund Rating calculates a comparative ranking for funds using yield, volatility and trend data. For more information visit [MVD Funds Rating](#)

³ Displays the Ethical-Dynamical Ratio calculated according to standard criteria. The maximum value is 100. For more information visit [EDA](#)

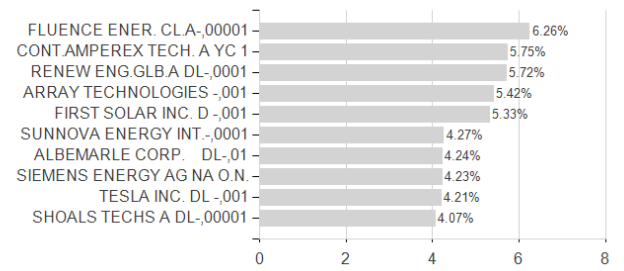
BNP Paribas Funds Energy Transition Privilege Distribution / LU0823415442 / A1T8W7 / BNP PARIBAS AM (LU)

Assessment Structure

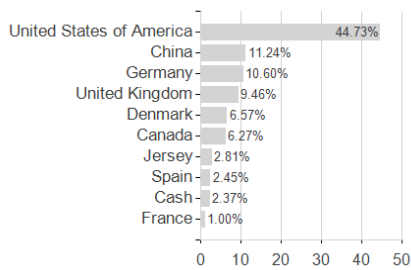
Assets



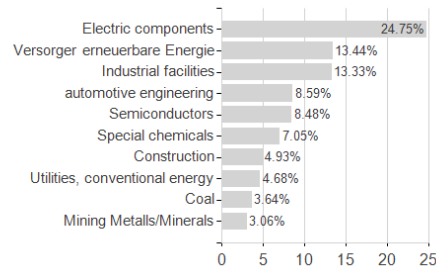
Largest positions



Countries



Branches



Currencies

