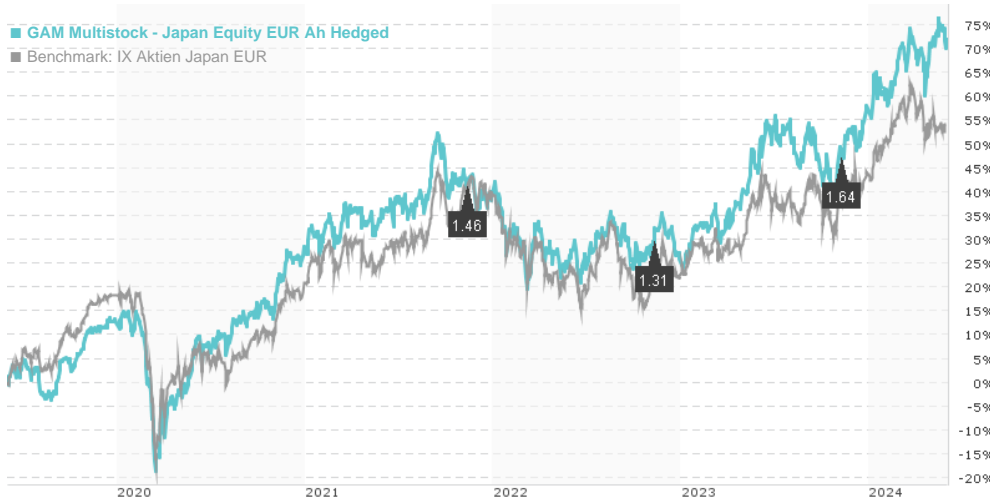


## GAM Multistock - Japan Equity EUR Ah Hedged / LU0915178924 / A1T89K / GAM (LU)

Last 05/31/2024 <sup>1</sup>	Country	Branch	Type of yield	Type
188.78 EUR	Japan	Mixed Sectors	paying dividend	Equity Fund

■ GAM Multistock - Japan Equity EUR Ah Hedged  
■ Benchmark: IX Aktien Japan EUR



### Risk key figures

SRI 1 2 3 4 5 6 7

Mountain-View Funds Rating<sup>2</sup> EDA<sup>3</sup>

75

### Yearly Performance

2023	+25.02%
2022	-9.64%
2021	+9.60%
2020	+12.91%
2019	+15.81%

Master data		Conditions		Other figures	
Fund type	Single fund	Issue surcharge	5.00%	Minimum investment	UNT 0
Category	Equity	Planned administr. fee	0.00%	Savings plan	-
Sub category	Mixed Sectors	Deposit fees	0.00%	UCITS / OGAW	Yes
Fund domicile	Luxembourg	Redemption charge	3.00%	Performance fee	0.00%
Tranch volume	(05/31/2024) JPY 0.152 mill.	Ongoing charges	-	Redeployment fee	0.00%
Total volume	(05/31/2024) JPY 6,001.02 mill.	Dividends		Investment company	
Launch date	5/17/2013	08.11.2023	1.64 EUR	GAM (LU) Grand-Rue 25, 1661, Luxembourg Luxembourg https://www.gam.com	
KESr report funds	Yes	09.11.2022	1.31 EUR		
Business year start	01.07.	10.11.2021	1.46 EUR		
Sustainability type	-	11.11.2020	1.23 EUR		
Fund manager	Ernst Glanzmann, Lukas Knüppel, Goro Takahashi	13.11.2019	1.23 EUR		

Performance	1M	6M	YTD	1Y	2Y	3Y	5Y	Since start
Performance	+0.60%	+12.08%	+9.21%	+19.43%	+36.27%	+27.80%	+70.68%	+107.60%
Performance p.a.	-	-	-	+19.38%	+16.71%	+8.51%	+11.27%	+6.84%
Sharpe ratio	0.23	1.35	1.27	0.96	0.84	0.30	0.45	0.17
Volatility	15.07%	16.24%	16.15%	16.24%	15.40%	16.02%	16.74%	17.91%
Worst month	-	-0.04%	-0.04%	-4.29%	-6.48%	-7.01%	-10.65%	-10.98%
Best month	-	9.00%	3.93%	9.00%	9.00%	9.00%	11.49%	11.49%
Maximum loss	-3.65%	-8.09%	-8.09%	-11.81%	-11.81%	-21.48%	-29.20%	-

### Distribution permission

Austria, Germany, Switzerland, United Kingdom, Luxembourg

<sup>1</sup> Important note on update status: The displayed date refers exclusively to the calculation of the NAV.

<sup>2</sup> The Mountain-View Data Fund Rating calculates a comparative ranking for funds using yield, volatility and trend data. For more information visit [MVD Funds Rating](#)

<sup>3</sup> Displays the Ethical-Dynamical Ratio calculated according to standard criteria. The maximum value is 100. For more information visit [EDA](#)

## GAM Multistock - Japan Equity EUR Ah Hedged / LU0915178924 / A1T89K / GAM (LU)

### Investment strategy

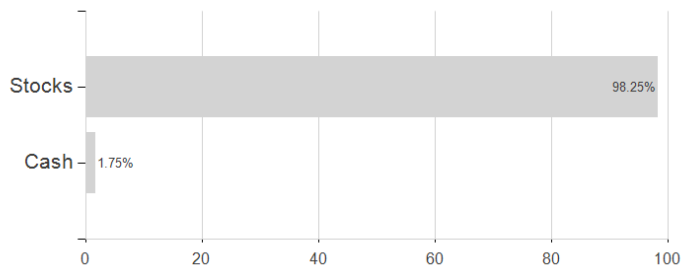
The Fund invests at least two thirds of its assets in Japanese companies. In implementing its investment policy, the Fund pursues a strategy that seeks to invest in leading Japanese companies which the Investment Managers deem to have long-term growth potential, a high return on equity, low gearing and a discount to the calculated market value at the time of acquisition. This results in a concentrated portfolio of shares.

### Investment goal

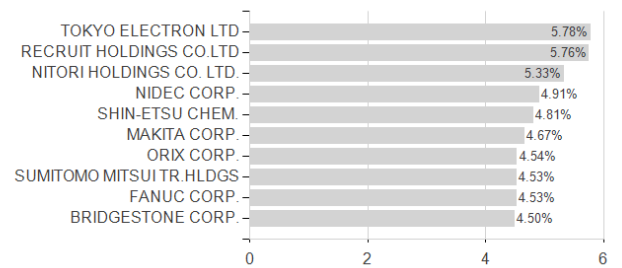
The aim of the sub-fund ("Fund") is to achieve long-term capital growth. For this purpose, the Fund invests in selected shares of companies in Japan.

### Assessment Structure

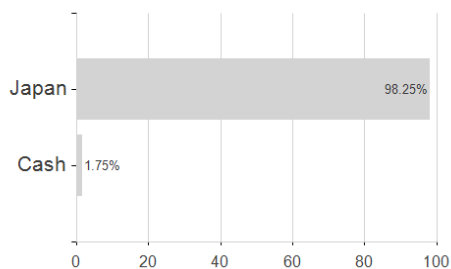
#### Assets



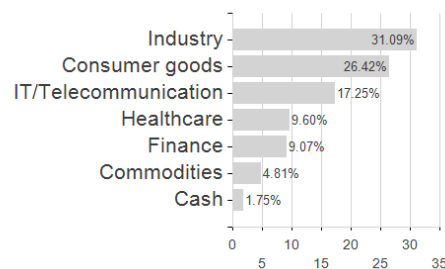
#### Largest positions



#### Countries



#### Branches



#### Currencies

